



# ANNUAL REPORT 2003 - 2004



## West Virginia Division of Natural Resources

### MISSION

It is the statutory mission of the Division of Natural Resources to provide and administer a long-range comprehensive program for the exploration, conservation, development, protection, enjoyment and use of the natural resources of the State of West Virginia.

To do so, the Division has established the offices of Administration, Environmental Resources, Law Enforcement, Parks and Recreation, Real Estate Management and Wildlife Resources to carry out these functions.

**Bob Wise**  
*Governor, State of West  
Virginia*

**Betty Carver**  
*Chief, Bureau of  
Commerce*

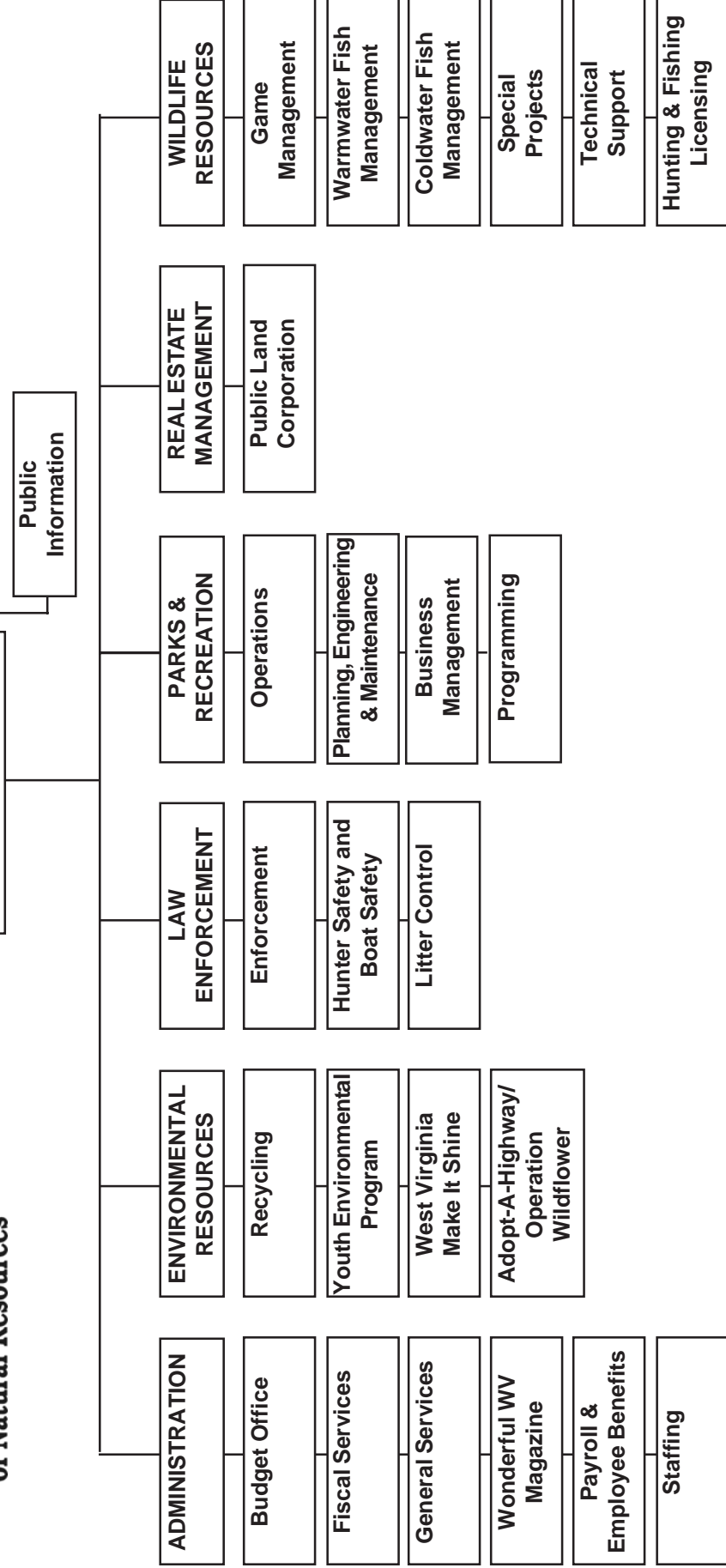
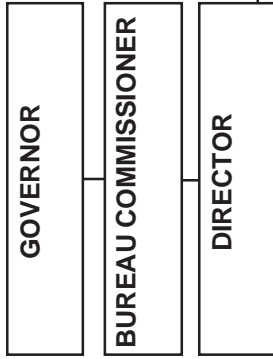
**Ed Hamrick**  
*Director, Division of  
Natural Resources*



**West Virginia Division  
of Natural Resources**

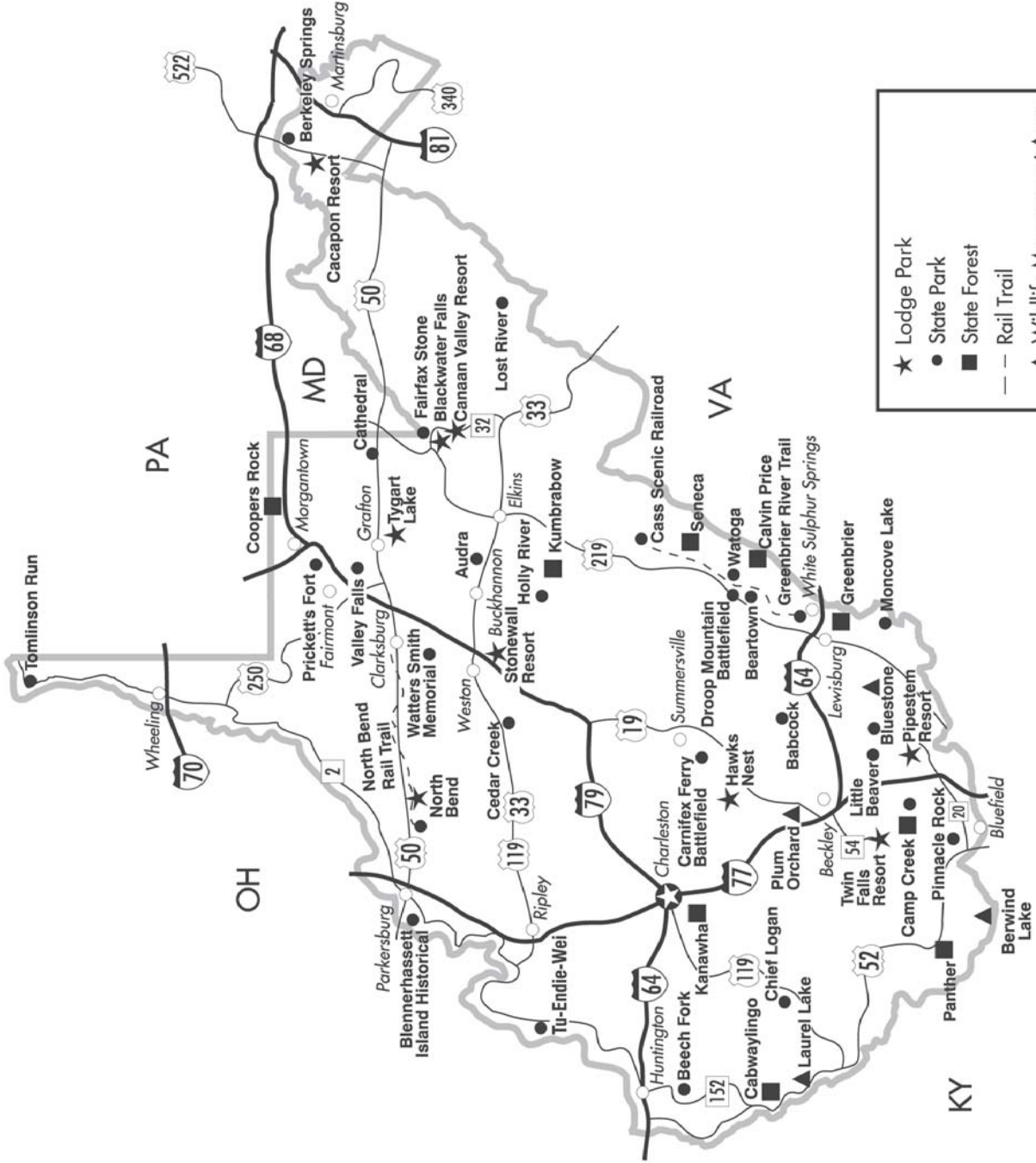
**BOARDS AND COMMISSIONS  
ON WHICH THE DIRECTOR SERVES**

- WV Natural Resources Commission
- Wildlife Endowment Fund Advisory Board
- Ohio River management fund Advisory Board
- WV Public Land Corporation
- State Soil Conservation Committee
- WV Whitewater Commission
- Governor's Commission on West Virginians Outdoors
- Ohio River Basin Commission
- Interstate Oil and Gas Compact Commission
- Appalachian National Scenic Trail Advisory Council
- Hatfield and McCoy Regional Recreation Authority
- National Coal Heritage Area Authority



It is the policy of the Division of Natural Resources to provide its facilities, services, programs, and employment opportunities to all persons without regard to sex, race, age, religion, national origin, or ancestry, disability, or other protected group status.

December 2003



- ★ Lodge Park
- State Park
- State Forest
- Rail Trail
- ▲ Wildlife Management Area



West Virginia Division  
of Natural Resources

# Annual Report

## 2002 - 2003

### Contents

<b>Administration .....</b>	<b>1</b>
<i>Staffing .....</i>	<i>1</i>
<i>Payroll and Employee Benefits .....</i>	<i>2</i>
<i>Wonderful West Virginia Magazine .....</i>	<i>2</i>
<i>General Services .....</i>	<i>2</i>
<i>Information and Technology Services .....</i>	<i>2</i>
<i>Budget Office .....</i>	<i>2</i>
<i>Fiscal Services .....</i>	<i>2</i>
<b>Environmental Resources .....</b>	<b>25</b>
<i>West Virginia Youth Environmental Program .....</i>	<i>25</i>
<i>Adopt-A-Highway/Adopt-A-Spot Program .....</i>	<i>29</i>
<i>Operation Wildflower .....</i>	<i>33</i>
<i>West Virginia Make It Shine .....</i>	<i>35</i>
<i>Recycling Program .....</i>	<i>40</i>
<b>Law Enforcement .....</b>	<b>43</b>
<i>Law Enforcement Program .....</i>	<i>43</i>
<i>Hunter Education Program .....</i>	<i>44</i>
<i>Boating Safety Education Program .....</i>	<i>44</i>
<i>Officer Training .....</i>	<i>45</i>
<i>Whitewater Program .....</i>	<i>44</i>
<b>Parks and Recreation .....</b>	<b>52</b>
<i>System-wide Goals, Objectives and Challenges .....</i>	<i>53</i>
<i>Individual Area and Section Activity Reports .....</i>	<i>55</i>
<i>Planning/Engineering/Maintenance Section .....</i>	<i>64</i>
<i>Planning, Promotions and Public Information Section .....</i>	<i>67</i>
<b>Public Information Office .....</b>	<b>70</b>
<b>Real Estate Management .....</b>	<b>72</b>
<i>Land Acquisition .....</i>	<i>72</i>
<i>Other Functions .....</i>	<i>72</i>
<i>Public Land Corporation .....</i>	<i>76</i>
<b>Wildlife Resources .....</b>	<b>78</b>
<i>Administration .....</i>	<i>78</i>
<i>Game Management .....</i>	<i>82</i>
<i>Warmwater Fish Management .....</i>	<i>86</i>
<i>Coldwater Fish Management .....</i>	<i>90</i>
<i>Wildlife Diversity Program .....</i>	<i>92</i>
<i>Technical Support Unit .....</i>	<i>98</i>
<b>Index .....</b>	<b>102</b>

# ADMINISTRATION SECTION

HARRY F. PRICE, EXECUTIVE SECRETARY

Operating under the direction of the executive secretary, the administrative offices provide services to all sections and offices of the Division of Natural Resources in the areas of budgeting, accounting, investments, staffing, payroll, employee benefits, procurement/property management and control, general services, information technology, and publishing *Wonderful West Virginia* magazine.

These offices are responsible for developing and maintaining sound fiscal and personnel policies, coordinating purchasing procedures, maintaining active inventory and records management programs, managing a statewide radio communication system, publishing the state's premier magazine, coordinating and maintaining a myriad of information technology functions, and developing administrative procedures required for the orderly correlation of divisional activities and the overall operation of the division. The services are provided by employees working in seven major branches: staffing, payroll and employee benefits, general services, fiscal services, budget, information technology, and *Wonderful West Virginia* magazine.

***The Division of Natural Resources had 820 permanent and 1,000 hourly employees.***

## Staffing

The Staffing branch acts as liaison between sections of the division and the West Virginia Division of Personnel in order to secure qualified applicants and to ensure fair and equitable treatment for employees. This office also maintains personnel files and leave records for all employees of the Division of Natural Resources.

On June 30, 2004, the Division of Natural Resources had 820 permanent and 1,000 hourly employees employed on regular programs and an additional 8 work-training enrollees. The year-round work force for DNR is approximately 1,493 permanent and temporary employees with fluctuations due to seasonal programs and activities.

Work force characteristics as of June 30, 2004, are listed in the chart below.


Section	Permanent Employees	Average Age	Average Years of Education	State Service	Average Mo. Salary
Administration	48	45	13	14 yrs 6 mos	\$2,771
Environmental Res.	17	45	14	11 yrs 5 mos	\$2,481
Executive	4	49	14	16 yrs 5 mos	\$4,050
Law Enforcement	131	46	14	17 yrs 6 mos	\$3,151
Parks & Recreation	415	47	13	14 yrs 6 mos	\$2,002
Real Estate Mgmt.	9	50	14	16 yrs 3 mos	\$3,186
Wildlife Resources	196	45	15	15 yrs 6 mos	\$2,950
<b>Division</b>	<b>820</b>	<b>46</b>	<b>13</b>	<b>15 yrs 6 mos</b>	<b>\$2,490</b>

Thirty-eight (38) vacancy announcements were posted and distributed throughout the agency for employee bulletin boards and mailed to other State agencies. Thirty-eight (38) job vacancies were filled by transfer/promotion of current State employees or new hires.

***Administration Section***

## **Payroll and Employee Benefits**

The Payroll and Employee Benefits branch electronically processes and approves data concerning payrolls and administers employee benefit programs and other related items for the Division of Natural Resources and the Division of Forestry through the statewide Employee Payroll Information Control System (EPICS), acting as liaison between those agencies and the Auditor's Office. The benefit programs include unemployment, workers' compensation, retirement, and insurance. Other responsibilities include WVFIMS processing for DNR payrolls, fund transfers pertaining to payrolls, retirement, insurance programs, and maintaining personnel, activity, and payroll related information on all seasonal and temporary hourly employees on State Parks.



## **Wonderful West Virginia Magazine**

*Wonderful West Virginia* is an official publication of the West Virginia Division of Natural Resources and is the state's premier publication. Published monthly, about 48,000 copies are printed of each issue.

In FY 2004 the average number of copies mailed each month to paid individual subscribers was 40,000. In addition, some 3,600 copies were distributed each month to paid bulk subscribers such as government agencies, chambers of commerce, motels, real estate firms, etc., newsstands on State Parks, and other newsstand distributors.

## **General Services**

The General Services branch includes management of a statewide two-way radio communications network, centralized purchasing and inventory control, and coordination of central mail and messenger operations. Management of district level administrative activities is also a function of this branch. Property and Procurement handles all purchasing transactions, inventory control, records management programs, and property and liability insurance for the division.

## **Information and Technology Services**

The Information and Technology Services Unit manages the Charleston office local area network; provides training and support to PC and mainframe users; provides computer program analysis, coding, and documentation to other DNR sections; maintains security of all information technology (IT) resources; develops and recommends IT policies, procedures, and plans for DNR; reviews and approves any purchase of IT products and services within DNR, and maintains DNR Web pages.

## **Budget Office**

The Budget Office prepares the division's appropriation requests, expenditure schedules and amendments and monitors all budgeting processes for compliance with generally accepted accounting and auditing practices. The office manages the division's budgeting system consisting of the State budget and federal cost accounting, reporting, and automated clearing house payment systems. It establishes and ensures adherence to budgetary policies and standards and serves as a liaison for negotiation and preparation of the division's indirect cost allocation plan. The office prepares, coordinates and processes legislative fiscal notes that affect rules and regulations relating to the division.

---

### **Administration Section**

---

## **Fiscal Services**

Centralized accounting and auditing services are the primary functions of this operational unit. The Fiscal Services Office is responsible for preparing financial statements

for the division. Various analytical, budgetary and management reports are originated and distributed. Receipting, investing and billing are the major daily functions of this fiscal office. Auditing and payment processing of all division obligations occur in these offices. The unit is the liaison with the Travel Management Office for travel approval and seeks reimbursement from the Auditor's Office for employees.

---

The following report is limited to a presentation of the fiscal operations of the West Virginia Division of Natural Resources for the year ending June 30, 2004. Itemization of summarized financial data contained in this report are public record and on file.

**COMBINING STATEMENT OF REVENUES, DISBURSEMENTS  
AND CHANGES IN CASH BALANCES  
FISCAL YEAR 2003-2004**

**Appropriated Funds**

**GENERAL FUND (0265)**

Appropriated Fund - No Cash Balance

Disbursements

Personal Services	(7,990,937.64)
Employee Benefits	(3,982,098.33)
Current Expense	(295,851.67)
Repairs and Alterations	(6,827.34)
Equipment	(3,933.06)
Other Interest and Penalties	(6.36)
PEIA Reserve Transfer	<u>(72,150.83)</u>

Total Disbursements (12,351,805.23)

**SPECIAL REVENUE LICENSE FUND (3200)**

Cash Balance July 1, 2003 1,937,918.26

Investment Balance July 1, 2003 8,451,636.11

Beginning Fund Balance 10,389,554.37

Receipts

Animal Replacement Costs	31,046.69
Hunting & Fishing Licenses and Stamps	12,584,938.91
Investment Earnings	93,359.05
Miscellaneous Permits and License	9,166.50
Miscellaneous Collections	85,652.06
Refunds	1,545.00
Surplus Property Sale	<u>12,204.60</u>

Total Receipts 12,817,912.81

Disbursements

Personal Services	(7,367,030.27)
Employee Benefits	(2,761,297.93)
Current Expense	(1,765,569.75)
Repairs and Alterations	(164,609.89)
Equipment	(398,998.45)
Equipment - Law Enforcement Radios	(1,994,492.22)
Bank Costs	(691.69)
Building Improvements	(4,215.85)
Land Improvements	(54,597.99)
Debt Service Leases - Principle	(152,025.69)
Debt Service Leases - Interest	(3,587.83)
Point of Sale License System	(524,096.58)
Medical Service Pmts	(728.00)
1999 Capital Improvement	(50.07)
2001 Capital Improvement	(168,366.40)
2002 Capital Improvement	(38,673.46)
2003 Capital Improvement	(323,329.56)
2004 Capital Improvements	<u>(262,285.61)</u>

Less Total Disbursements (15,984,647.24)

Ending Fund Balance 7,222,819.94

Less - Investment Balance June 30, 2004 (5,870,257.77)

Cash Balance June 30, 2004 1,352,562.17



**GAME, FISH AND AQUATIC LIFE FUND (3202)**

Cash Balance July 1, 2003		9,568.33
Investment Balance July 1, 2003		<u>14,135.82</u>
Beginning Fund Balance		23,704.15
Receipts		
Fish Kill Reimbursement	29,685.74	
Mitigation	284,000.00	
Investment Earnings	<u>2,123.55</u>	
Plus Total Receipts		315,809.29
Disbursements		
Current Expense	<u>(11,036.00)</u>	
Less Total Disbursements		<u>(11,036.00)</u>
Ending Fund Balance		328,477.44
Less - Investment Balance June 30, 2004		<u>(293,995.37)</u>
Cash Balance June 30, 2004		<u><u>34,482.07</u></u>

**WILDLIFE DIVERSITY FUND (3203)**

Cash Balance July 1, 2003		168,298.98
Investment Balance July 1, 2003		<u>1,487,005.74</u>
Beginning Fund Balance		1,655,304.72
Receipts		
Arts and Crafts	100.00	
Gift Shop Sales	3,803.20	
Investment Earnings	18,635.10	
Miscellaneous Collections	15,444.74	
Sale of Booklets	4,643.29	
Sale of Prints	80.00	
Sale of Wildlife Calendars	91,812.28	
Sale of Wildlife License Plates	400,185.00	
Special Events	<u>1,500.00</u>	
Plus Total Receipts		536,203.61
Disbursements		
Personal Services	(170,916.00)	
Employee Benefits	(56,835.34)	
Current Expense	4,918.78	
Bank Costs	<u>(308.35)</u>	
Less Total Disbursements		<u>(223,140.91)</u>
Ending Fund Balance		<u>(1,811,965.84)</u>
Less - Investment Balance June 30, 2004		<u>156,401.58</u>
Cash Balance June 30, 2004		<u><u>156,401.58</u></u>

**USE & DEVELOPMENT FUND - PUBLIC LAND CORPORATION (3205)**

Cash Balance July 1, 2003		265,161.68
Receipts		
Channel Changes	650.00	
Coal Annual Fees	800.00	
Coal Royalties	5,040.62	
Docking Facilities	8,900.00	
Easements	100.00	
Gas & Oil Leases	23,927.87	
Gas Royalties	65.82	
Low Water Fords	1,600.00	
Low Water Level Bridges	50,600.00	
Miscellaneous Collections	59,024.31	
Pipeline Permits	83,478.00	
Rental Fees	3,040.00	
Right of Way	100.00	

Sand & Gravel Royalties	33,281.00	
Sand/Gravel ATE Management	10,200.00	
Sale of Land	6,210.00	
Stream Restoration	2,200.00	
Structures	37,909.00	
Subterranean Cable Permit Renewal	7,950.00	
Water Intake Supply System	<u>3,800.00</u>	338,876.62
Plus Total Receipts		
Disbursements		
Personal Services	(190,787.48)	
Employee Benefits	(53,866.61)	
Current Expense	(41,540.18)	
Repairs and Alterations	(802.00)	
Equipment	(1,752.87)	
PEIA Reserve Transfer	<u>(1,910.52)</u>	(290,659.66)
Less Total Disbursements		<u>313,378.64</u>
Cash Balance June 30, 2004		

**WHITEWATER STUDY AND IMPROVEMENT FUND (3253)**

Cash Balance July 1, 2003		108,417.16
Investment Balance July 1, 2003		<u>30,399.07</u>
Beginning Fund Balance		138,816.23
Receipts		
Investment Earnings	1,615.19	
Study and Improvement Fees	<u>74,396.60</u>	76,011.79
Plus Total Receipts		
Disbursements		
Personal Services	(48,643.92)	
Employee Benefits	(18,181.36)	
Current Expense	(6,335.93)	
PEIA Reserve Transfer	<u>(416.84)</u>	
Less Total Disbursements		<u>(73,578.05)</u>
Ending Fund Balance		141,249.97
Less - Investment Balance June 30, 2004		<u>(29,814.26)</u>
Cash Balance June 30, 2004		<u>111,435.71</u>

**RECYCLING ASSISTANCE FUND (3254)**

Cash Balance July 1, 2003		1,594,137.70
Receipts		
Environment/Education Grants	1,000.00	
Tipping Fees	<u>1,849,411.29</u>	
Plus Total Receipts		1,850,411.29
Disbursements		
Personal Services	(185,730.31)	
Employee Benefits	(56,115.43)	
Current Expense	(208,816.75)	
Repairs and Alterations	(341.17)	
Equipment	(1,815.79)	
Grants and Awards	(1,683,320.27)	
PEIA Reserve Transfer	(1,629.28)	
Building Improvements	(394.21)	
Less Total Disbursements		<u>(2,138,163.21)</u>
Cash Balance June 30, 2004		<u>1,306,385.78</u>

**PARKS LOTTERY NET PROFITS (3267)**

Cash Balance July 1, 2003		3,514,407.82
Receipts		
Lottery Transfers	<u>3,174,890.00</u>	
Plus Total Receipts		3,174,890.00
Disbursements		
Personal Services	(1,754,328.80)	
Employee Benefits	(743,976.77)	
Current Expense	(651,107.01)	
Repairs and Alterations	(111,960.30)	
Equipment	(339,189.88)	
Grants and Awards	(90,000.00)	
PEIA Reserve Transfer	(16,020.00)	
Contractor Pmts for Capital Asset Proj	(691,724.20)	
Consultant Pmts for Capital Asset Proj	(2,375.00)	
Land Improvements	(53,746.70)	
Building Purchase or Construction	(57,757.25)	
Medical Service Pmts	(305.00)	
1994 Capital Improvement	(7,211.13)	
Building Construction	<u>(875.00)</u>	
Less Total Disbursements		<u>(4,520,577.04)</u>
Cash Balance June 30, 2004		<u><u>2,168,720.78</u></u>

**STATE PARK IMPROVEMENT FUND (3277)**

Cash Balance July 1, 2003		10,305,850.81
Beginning Fund Balance		
Receipts		
Lottery Transfers	<u>5,000,000.00</u>	
Plus Total Receipts		5,000,000.00
Disbursements		
Personal Services	(3,864.00)	
Employee Benefits	(405.37)	
Current Expense	(374,815.13)	
Repairs and Alterations	(2,039,157.27)	
Equipment	(986,921.51)	
Building Construction	(72,535.35)	
Contractor Pmts for Capital Asset Proj	(396,232.49)	
Consultant Pmts for Capital Asset Proj	(47,750.00)	
Building Improvements	(196,525.74)	
Land Improvements	(29,475.00)	
Land Purchases	319,984.10	
Building Purchase or Construction	<u>(65,000.00)</u>	
Less Total Disbursements		<u>(3,892,697.76)</u>
Cash Balance June 30, 2004		<u><u>11,413,153.05</u></u>

**CONSOLIDATED FEDERAL FUND (8707)**

Cash Balance July 1, 2003		2,526,836.01
Investment Balance July 1, 2003		<u>305,659.14</u>
Beginning Fund Balance		2,832,495.15
Receipts		
Law Enforcement		
Boating Safety	161,308.00	
Duplicate Boat Safety Cards	510.00	
Hunter Safety Replacement Cards	21,571.34	
Hunter Safety	239,256.29	<u>422,645.63</u>
Wildlife Resources		
Acid Water Studies	87,024.41	

Army Corp of Engineers	326,356.91		
Biometrics	361,131.24		
Boating Access Administration	301,923.36		
Cmp Dawson Exotic Spc Inv	18,257.90		
Commercial Navigable Rivers	55,044.68		
District Wildlife Management	2,232,112.78		
E Map EPA Wildlife Resources	360,000.00		
Endangered Species	45,500.00		
EPA Geo Info Sys Development	25,535.87		
EPA Wetlands Development	138,579.09		
Fish & Wildlife Coordination	267,756.01		
Habtat Conrv Pln Snowshoe	119,250.00		
Interagency Coordination	580,548.84		
Investment Earnings	38,970.67		
Miscellaneous	10.00		
NOAA Wildlife Paddlefish Study	7,293.54		
Reservoir Investigations	96,045.27		
Rivers and Streams Assessment	51,325.72		
Small Impoundment Assessment	34,113.54		
Statewide Fisheries Development	100,000.00		
Surplus Property Sale	11,960.00		
Trout Hatchery Operations	1,322,182.05		
USDP AG NRCS Wildlife Habt Inc	7,677.50		
Wildlife Research	<u>842,509.09</u>	<u>7,431,108.47</u>	
Plus Total Receipts			7,853,754.10
Disbursements			
Personal Services	(3,499,487.90)		
Employee Benefits	(1,205,221.63)		
Current Expense	(1,737,859.26)		
Repairs and Alterations	(124,203.10)		
Equipment	(164,291.68)		
Bank Costs	(43,530.77)		
Building Improvements	(2,802.27)		
Less Total Disbursements			<u>(6,777,396.61)</u>
Ending Fund Balance			3,908,852.64
Less - Investment Balance June 30, 2004			<u>(2,051,415.81)</u>
Cash Balance June 30, 2004			<u><u>1,857,436.83</u></u>

### Non-Appropriated Funds

#### FLOOD DISASTER - MARCH 1997 (3201)

Cash Balance July 1, 2003			0.00
Receipts			
Flood Reimbursement	(68,787.16)		
Operating Funds Transfer	<u>149,280.25</u>		
Plus Total Receipts			80,493.09
Disbursements			
Repairs and Alterations	<u>(80,493.09)</u>		
Less Total Disbursements			<u>(80,493.09)</u>
Cash Balance June 30, 2004			<u><u>0.00</u></u>

**LAW ENFORCEMENT PROGRAM FUND (3204)**

Cash Balance July 1, 2003		62,762.25
Investment Balance July 1, 2003		<u>405,719.35</u>
Beginning Fund Balance		468,481.60
Receipts		
Hunter Safety Card Replacement	940.00	
Investment Earnings	2,573.05	
Miscellaneous Collections	9,612.00	
Miscellaneous Permits	6,718.05	
Motorboat Licenses	76,923.50	
Tipping Fees	462,352.80	
Whitewater Rafting Licenses	<u>33,995.35</u>	
Plus Total Receipts		593,114.75
Disbursements		
Personal Services	(77,047.24)	
Employee Benefits	(45,684.13)	
Current Expense	(766,981.27)	
Repairs and Alterations	(72,692.33)	
Equipment	8,651.55	
PEIA Reserve Transfer	<u>(1,303.53)</u>	
Less Total Disbursements		<u>(955,056.95)</u>
Ending Fund Balance		106,539.40
Less - Investment Balance June 30, 2004		<u>(105,392.40)</u>
Cash Balance June 30, 2004		<u><u>1,147.00</u></u>

**LAW ENFORCEMENT CONTRACTS (3208)**

Cash Balance July 1, 2003		18,933.01
Receipts		
Contracts	<u>21,824.00</u>	
Plus Total Receipts		21,824.00
Disbursements		
Personal Services	(13,640.00)	
Employee Benefits	<u>(2,204.13)</u>	
Less Total Disbursements		<u>(15,844.13)</u>
Cash Balance June 30, 2004		<u><u>24,912.88</u></u>

**UPPER PAINT CREEK WATERSHED (GOV CIVIL CONT. FUND) (3209)**

Cash Balance July 1, 2003		10,181.00
Receipts		
Statutory Transfer	<u>0.00</u>	
Plus Total Receipts		0.00
Disbursements		
Employee Benefits	<u>0.00</u>	
Less Total Disbursements		<u>0.00</u>
Cash Balance June 30, 2004		<u><u>10,181.00</u></u>

**KUMBRABOW STATE FOREST - GOV CIVIL CONT. FUND (3221)**

Cash Balance July 1, 2003		131.91
Receipts		
Statutory Transfer	<u>0.00</u>	
Plus Total Receipts		0.00
Disbursements		
Current Expense	<u>(109.86)</u>	
Less Total Disbursements		<u>(109.86)</u>
Cash Balance June 30, 2004		<u><u>22.05</u></u>

**WILDLIFE ENDOWMENT FUND (3224)**

Cash Balance July 1, 2003		645.00
Investment Balance July 1, 2003		<u>24,151,442.28</u>
Beginning Fund Balance		24,152,087.28
Receipts		
Gifts & Bequests	4,452.03	
Investment Earnings	3,513,439.98	
Lifetime Hunting & Fishing License	452,449.00	
Miscellaneous Collections	570.00	
Mitigation - Wildlife	<u>2,048,223.66</u>	
Plus Total Receipts		6,019,134.67
Disbursements		
Fund Transfer	<u>0.00</u>	
Less Total Disbursements		<u>0.00</u>
Ending Fund Balance		30,171,221.95
Less - Investment Balance June 30, 2004		<u>(30,169,991.95)</u>
Cash Balance June 30, 2004		<u><u>1,230.00</u></u>

**WILDLIFE RESOURCES-RECREATION FUND (3227)**

Cash Balance July 1, 2003		10,814.34
Investment Balance July 1, 2003		<u>1,747,849.97</u>
Beginning Fund Balance		1,758,664.31
Receipts		
Arts and Crafts	2,014.31	
Cabin Rentals	4,585.40	
Campsite Rentals	20,876.04	
Coal Royalties	22.60	
Entrance Fees	66,060.25	
Fish Kill Reimbursement	3,103.55	
Gas Royalties	264,456.83	
Gift Shop Sales	10,953.47	
Gifts & Bequests	28,659.28	
Hunters Helping the Hungry	80,105.50	
Information Retrieval	87.00	
Investment Earnings	17,581.56	
Leases	13,737.00	
Miscellaneous Collections	6,415.11	
Mitigation Wildlife	85,326.52	
Oil Royalties	6,200.00	
Real Estate License Fees	7,318.95	
Residence Rentals	1,375.00	
Specialty Lifetime License Card	10,140.50	
Timber Sales	38,984.98	
Transfers In	1,003,500.00	
Trophy Fish Citations	<u>3,110.00</u>	
Plus Total Receipts		1,674,613.85
Disbursements		
Personal Services	(313,275.11)	
Employee Benefits	(111,951.04)	
Current Expense	(237,332.82)	
Repairs and Alterations	(23,215.78)	
Equipment	(228,502.67)	
Tax Mapping	(40.00)	
Contractor Pmts for Capital Asset Proj	(116,871.45)	
Land Purchases	(1,003,500.00)	
Medical Service Pmts	<u>(702.56)</u>	

Less Total Disbursements		<u>(2,035,391.43)</u>
Ending Fund Balance		1,397,886.73
Less - Investment Balance June 30, 2004		<u>(1,386,881.53)</u>
Cash Balance June 30, 2004		<u>11,005.20</u>
<b>BEAR DAMAGE FUND (3228)</b>		
Cash Balance July 1, 2003		1,567.04
Investment Balance July 1, 2003		<u>288,327.46</u>
Beginning Fund Balance		289,894.50
Receipts		
Bear Damage Stamps	115,981.43	
Investment Earnings	<u>2,941.80</u>	
Plus Total Receipts		118,923.23
Disbursements		
Payment of Claims	(120,399.68)	
Less Total Disbursements		<u>(120,399.68)</u>
Ending Fund Balance		288,418.05
Less - Investment Balance June 30, 2004		<u>(288,369.26)</u>
Cash Balance June 30, 2004		<u>48.79</u>
<b>WILDLIFE RESOURCES CONTRACTS FUND (3229)</b>		
Cash Balance July 1, 2003		1,410.77
Investment Balance July 1, 2003		<u>241,881.55</u>
Beginning Fund Balance		243,292.32
Receipts		
Acid Impacted Streams	20,427.66	
Gifts & Bequests	29,979.20	
Information Retrieval	52,717.39	
Investment Earnings	3,066.89	
Land Inquiries	16,800.00	
Leases	54,390.00	
Sale of Booklets	445.52	
USFS - Challenge Grant	<u>3,614.33</u>	
Plus Total Receipts		181,440.99
Disbursements		
Personal Services	(26,076.50)	
Employee Benefits	(3,136.45)	
Current Expense	25,304.13	
Repairs and Alterations	(2,926.31)	
Equipment	<u>4,140.91</u>	
Less Total Disbursements		<u>(2,694.22)</u>
Ending Fund Balance		422,039.09
Less - Investment Balance June 30, 2004		<u>(328,348.44)</u>
Cash Balance June 30, 2004		<u>93,690.65</u>
<b>MIGRATORY WATERFOWL STAMP FUND (3231)</b>		
Cash Balance July 1, 2003		2,094.38
Investment Balance July 1, 2003		<u>214,029.32</u>
Beginning Fund Balance		216,123.70
Receipts		
Investment Earnings	2,327.91	
Migratory Waterfowl Stamps	<u>13,157.26</u>	
Plus Total Receipts		15,485.17

Disbursements		
Current Expense	<u>(5,000.00)</u>	
Less Total Disbursements		<u>(5,000.00)</u>
Ending Fund Balance		226,608.87
Less - Investment Balance June 30, 2004		<u>(226,607.23)</u>
Cash Balance June 30, 2004		<u>1.64</u>
<b>CONSERVATION STAMP FUND (3232)</b>		
Cash Balance July 1, 2003		43,641.46
Investment Balance July 1, 2003		<u>2,523,624.90</u>
Beginning Fund Balance		2,567,266.36
Receipts		
Conservation Stamp Sales	1,207,029.06	
Gifts & Bequests	24,500.00	
Investment Earnings	22,933.50	
Transfers In	<u>0.00</u>	
Plus Total Receipts		1,254,462.56
Disbursements		
Personal Services	(122,494.65)	
Employee Benefits	(20,415.92)	
Current Expense	(107,109.36)	
Repairs and Alterations	(5,262.72)	
Land Purchases	<u>(2,106,400.00)</u>	
Less Total Disbursements		<u>(2,361,682.65)</u>
Ending Fund Balance		1,460,046.27
Less - Investment Balance June 30, 2004		<u>(1,459,208.40)</u>
Cash Balance June 30, 2004		<u>837.87</u>
<b>TROUT STAMP FUND (3233)</b>		
Cash Balance July 1, 2003		20,434.39
Investment Balance July 1, 2003		<u>379,085.42</u>
Beginning Fund Balance		399,519.81
Receipts		
Investment Earnings	2,285.84	
Miscellaneous Collections	84.00	
Trout Stamp Sales	<u>1,118,418.19</u>	
Plus Total Receipts		1,120,788.03
Disbursements		
Personal Services	(664,753.89)	
Employee Benefits	(305,135.81)	
Current Expense	<u>(7,700.00)</u>	
Less Total Disbursements		<u>(977,589.70)</u>
Ending Fund Balance		542,718.14
Less - Investment Balance June 30, 2004		<u>(542,271.26)</u>
Cash Balance June 30, 2004		<u>446.88</u>
<b>OUTDOOR SKILLS (GOV CIVIL CONT. FUND) (3236)</b>		
Cash Balance July 1, 2003		17,173.00
Receipts		
Statutory Transfers	<u>0.00</u>	
Plus Total Receipts		0.00
Disbursements		
Current Expense	<u>(5,566.50)</u>	
Less Total Disbursements		<u>(5,566.50)</u>
Cash Balance June 30, 2004		<u>11,606.50</u>



**GIFTS, GRANTS & BEQUESTS (3237)**

Cash Balance July 1, 2003		109,061.76
Receipts		
Gifts & Bequests	38,120.10	
Special Events	60,989.98	
Miscellaneous Collections	0.00	
Sale of Prints	<u>60.00</u>	
Plus Total Receipts		99,170.08
Disbursements		
Current Expense	(79,224.98)	
Grants and Awards	<u>(11,275.00)</u>	
Less Total Disbursements		<u>(90,499.98)</u>
Cash Balance June 30, 2004		<u><u>117,731.86</u></u>

**YOUNG ADULT CONSERVATION CORPS (GSYP) (3238)**

Cash Balance July 1, 2003		60,641.25
Receipts		
Transfers In	<u>0.00</u>	
Plus Total Receipts		0.00
Disbursements		
Current Expense	(7,722.59)	
Equipment	<u>(1,127.94)</u>	
Less Total Disbursements		<u>(8,850.53)</u>
Cash Balance June 30, 2004		<u><u>51,790.72</u></u>

**LAND MINERALS AND SPECIAL PROJECTS (3239)**

Cash Balance July 1, 2003		115,634.55
Receipts		
Land Leases	6,089.00	
Miscellaneous Collections	811.13	
Real Estate Taxes	5,356.38	
Rental Fees	1,250.00	
Right-of-Way	12,250.50	
Royalties	<u>108,200.00</u>	
Plus Total Receipts		133,957.01
Disbursements		
Personal Services	(67,324.50)	
Employee Benefits	(26,065.17)	
Current Expense	(49,114.85)	
PEIA Reserve Transfer	<u>(737.19)</u>	
Less Total Disbursements		<u>(143,241.71)</u>
Cash Balance June 30, 2004		<u><u>106,349.85</u></u>

**LITTER CONTROL FUND (3240)**

Cash Balance July 1, 2003		3,934.91
Receipts		
Litter Control Fees	<u>16,173.27</u>	
Plus Total Receipts		16,173.27
Disbursements		
Equipment	<u>0.00</u>	
Less Total Disbursements		<u>0.00</u>
Cash Balance June 30, 2004		<u><u>20,108.18</u></u>

**LITTER CONTROL-MATCHING GRANTS (3241)**

Cash Balance July 1, 2003		31,097.85
Receipts		
Litter Control Fees	<u>16,123.27</u>	
Plus Total Receipts		16,123.27
Disbursements		
Grants and Awards	<u>(26,895.00)</u>	
Less Total Disbursements		<u>(26,895.00)</u>
Cash Balance June 30, 2004		<u>20,326.12</u>

**HIGHWAY LITTER CONTROL PROGRAM (3244)**

Cash Balance July 1, 2003		140,855.90
Receipts		
Miscellaneous	3,254.56	
Special Events	1,778.34	
Transfers In-DOH	<u>500,000.00</u>	
Plus Total Receipts		505,032.90
Disbursements		
Personal Services	(294,914.06)	
Employee Benefits	(104,632.80)	
Current Expense	(140,604.09)	
Repairs and Alterations	(232.78)	
PEIA Reserve Transfer	<u>(2,964.00)</u>	
Less Total Disbursements		<u>(543,347.73)</u>
Cash Balance June 30, 2004		<u>102,541.07</u>

**HUNTERS HELPING THE HUNGRY (3246)**

Cash Balance July 1, 2003		1,262.01
Receipts		
Statutory Transfers	<u>0.00</u>	
Plus Total Receipts		0.00
Disbursements		
Current Expense	<u>(702.00)</u>	
Less Total Disbursements		<u>(702.00)</u>
Cash Balance June 30, 2004		<u>560.01</u>

**LAW ENFORCEMENT AND SPORTS EDUCATION STAMPS (3247)**

Cash Balance July 1, 2003		50,555.45
Investment Balance July 1, 2003		<u>131,887.26</u>
Beginning Fund Balance		182,442.71
Receipts		
Law Enforcement / Sports Ed. Stamps	373,568.91	
Investment Earnings	<u>1,772.40</u>	
Plus Total Receipts		375,341.31
Disbursements		
Personal Services	(277,628.61)	
Employee Benefits	<u>(108,583.39)</u>	
Less Total Disbursements		<u>(386,212.00)</u>
Ending Fund Balance		171,572.02
Less - Investment Balance June 30, 2004		<u>(171,459.66)</u>
Cash Balance June 30, 2004		<u>112.36</u>

**MAGAZINE SALES & SUBSCRIPTIONS (3248)**

Cash Balance July 1, 2003		4,611.98
Investment Balance July 1, 2003		<u>126,649.11</u>
Beginning Fund Balance		131,261.09
Receipts		
E-commerce Sales	23.53	
Gifts and Bequests	0.00	
Investment Earnings	1,645.69	
Magazine Sponsorship	38,000.00	
Magazine Bookshelf Sales	6,538.98	
Magazine Sales	40,594.94	
Magazine Subscriptions	566,836.40	
Miscellaneous Collections	<u>(69.00)</u>	
Plus Total Receipts		653,570.54
Disbursements		
Personal Services	(36,940.62)	
Employee Benefits	(16,392.37)	
Current Expense	(573,591.01)	
Repairs and Alterations	(809.23)	
Bank Costs	(2,068.74)	
PEIA Reserve Transfer	<u>(340.53)</u>	
Less Total Disbursements		<u>(630,142.50)</u>
Ending Fund Balance		154,689.13
Less - Investment Balance June 30, 2004		<u>(139,494.80)</u>
Cash Balance June 30, 2004		<u><u>15,194.33</u></u>

**CLEARING ACCOUNT-EQUIPMENT (3251)**

Cash Balance July 1, 2003		30,472.39
Receipts		
Rental Leases	<u>24,306.82</u>	
Plus Total Receipts		24,306.82
Disbursements		
Employee Benefits	(683.39)	
Current Expense	(4,613.37)	
Repairs and Alterations	<u>(3,892.36)</u>	
Less Total Disbursements		<u>(9,189.12)</u>
Cash Balance June 30, 2004		<u><u>45,590.09</u></u>

**CLASS A-1 SMALL ARMS HUNTING LICENSE (3259)**

Cash Balance July 1, 2003		3,828.72
Investment Balance July 1, 2003		<u>36,993.01</u>
Beginning Fund Balance		40,821.73
Receipts		
Class A-1 Small Arms Hunting License	89,835.14	
Lifetime Small Arms Hunting License	3,000.00	
Investment Earnings	<u>350.01</u>	
Plus Total Receipts		93,185.15
Disbursements		
Personal Services	(70,749.80)	
Employee Benefits	<u>(25,916.66)</u>	
Less Total Disbursements		<u>(96,666.46)</u>
Ending Fund Balance		37,340.42
Less - Investment Balance June 30, 2004		<u>(36,343.02)</u>
Cash Balance June 30, 2004		<u><u>997.40</u></u>

**PARKS IMPROVEMENT TO FACILITIES (3260)**

Cash Balance July 1, 2003		78,696.99
Receipts		
Reimbursement LWCF- Prior Year	<u>0.00</u>	
Plus Total Receipts		0.00
Disbursements		
Contractor Pmts for Capital Asset Proj	<u>(78,696.99)</u>	
Less Total Disbursements		<u>(78,696.99)</u>
Cash Balance June 30, 2004		<u><u>0.00</u></u>

**WATTERS SMITH MEMORIAL STATE PARK (3261)**

Cash Balance July 1, 2003		0.00
Investment Balance July 1, 2003		<u>73,613.78</u>
Beginning Fund Balance		73,613.78
Receipts		
Investment Earnings	<u>346.24</u>	
Plus Total Receipts		346.24
Disbursements		
Equipment	<u>0.00</u>	
Less Total Disbursements		<u>0.00</u>
Ending Fund Balance		73,960.02
Less - Investment Balance June 30, 2004		<u>(73,960.02)</u>
Cash Balance June 30, 2004		<u><u>0.00</u></u>

**PARKS SPECIAL WORKS (GSYP) (3263)**

Cash Balance July 1, 2003		74,537.71
Receipts		
Transfer In	<u>0.00</u>	
Plus Total Receipts		0.00
Disbursements		
Personal Services	(69,240.79)	
Employee Benefits	<u>(5,296.92)</u>	
Less Total Disbursements		<u>(74,537.71)</u>
Cash Balance June 30, 2004		<u><u>0.00</u></u>

**DECOY ANIMALS ASSESSMENT FEE (3264)**

Cash Balance July 1, 2003		3.00
Investment Balance July 1, 2003		<u>4,023.98</u>
Beginning Fund Balance		4,026.98
Receipts		
Decoy Animal Assessment Fee	2,043.75	
Investment Earnings	<u>46.46</u>	
Plus Total Receipts		2,090.21
Disbursements		
Current Expense	<u>(99.90)</u>	
Less Total Disbursements		<u>(99.90)</u>
Ending Fund Balance		6,017.29
Less - Investment Balance June 30, 2004		<u>(5,970.44)</u>
Cash Balance June 30, 2004		<u><u>46.85</u></u>

**STATE PARK OPERATING FUND (3265)**

Cash Balance July 1, 2003		3,407,181.74
Receipts		
Arts and Crafts	18,066.19	
Bait Sales	385.44	
Bath / Massages	428,447.68	

Bicycle Rental	6,150.60	
Boat Dock Rental	180.00	
Boat Rental	57,584.70	
Cabin Advance Reservation	2,662,843.07	
Cabin Rentals	1,493,062.26	
Campsite Advance Reservation	268,907.54	
Campsite Rentals	1,237,278.84	
Cass Advance Fares	148,864.85	
Coin Laundry Machines	8,519.93	
Consumers Sales Tax	18,215.68	
Cot & Crib Rental	28,558.70	
Dinner Train Advance	11,531.99	
Driving Range	19,095.20	
Entrance Fees	80,628.59	
Equipment Rental	10,266.57	
Facility Use Rental	43,181.86	
Firewood Sales	102,359.32	
Food & Snacks	137,181.27	
Games	4,385.12	
Gas Royalties	17,001.46	
Gift Certificates	11,837.87	
Gift Shop Sales	1,734,575.51	
Golf Tours	(435.88)	
Greens Fees	923,258.71	
Group Camps	22,645.86	
Hotel Occupancy Tax	230,786.11	
Insurance Payments	150,000.00	
Lodge Advance Reservation	1,582,797.52	
Lodge Rooms	2,537,864.18	
Lottery Collections - Net	25,479.00	
Magazine Sales	325.17	
Miniature Golf	37,485.47	
Miscellaneous Collections	53,680.00	
Miscellaneous Non-Taxable	37,761.97	
Miscellaneous Taxable	44,014.47	
Picnic Shelter Fees	153,345.77	
Pro Shop	158,342.14	
Railroad Charters	45,477.42	
Railroad Fares	509,618.21	
Residence Rentals	15,774.00	
Restaurants	1,723,486.27	
Roman Bath	113,675.64	
Special Events	74,216.86	
Swimming Fees	322,583.82	
Tennis	629.48	
Tram	115,294.95	
Vending Machines	<u>74,403.35</u>	<u>17,501,620.73</u>
Receipts - Concessions		
Boat Dock Concession	24,160.68	
Canaan Concession	606,595.59	
Coin Machine Concession	23,650.20	
Food and Snacks Concession	13,930.86	
Golf Carts	314,473.16	
Landing Fees	14,881.62	
Marina	3,733.78	
Miscellaneous Concession	(33,023.67)	

Restaurant Concession	147,140.27		
Riding Stable	<u>18,739.12</u>	<u>1,134,281.61</u>	
Plus Total Receipts			<u>18,635,902.34</u>
Disbursements			
Personal Services	(7,878,772.29)		
Employee Benefits	(1,707,719.50)		
Current Expense	(8,974,850.19)		
Repairs and Alterations	(30,346.40)		
Equipment	44,922.80		
Remittance Of Taxes	(226,022.25)		
Payment of Claims	(22,043.00)		
Grants and Awards	(17,864.28)		
Bank Costs	(244,864.70)		
Fund Transfers - Canaan Maintenance Fund	(24,742.00)		
PEIA Reserve Transfer	(27,073.80)		
Contactor Pmts for Capital Asset Proj	135,322.28		
Consultant for Capital Asset Proj	(10,100.00)		
Land Improvements	(26,247.49)		
Building Purchase or Improvements	(87,845.00)		
Debt Service Leases - Principle	(172,955.79)		
Debt Service Leases - Interest	(16,411.41)		
Medical Service Pmts	<u>(8,905.96)</u>		
Less Total Disbursements			<u>(19,296,518.98)</u>
Cash Balance June 30, 2004			<u>2,746,565.10</u>

**CANAAN MAINTENANCE FUND (3274)**

Cash Balance July 1, 2003			98,564.66
Receipts			
Maintenance Transfer from Operating Fund	<u>24,742.00</u>		
Plus Total Receipts			24,742.00
Disbursements			
Repairs and Alterations	(1,155.25)		
Equipment	(3,695.00)		
Contractor Pmts for Capital Asset Proj	(21,250.00)		
Land Improvements	(1,846.19)		
Less Total Disbursements			<u>(27,946.44)</u>
Cash Balance June 30, 2004			<u>95,360.22</u>

**MAY '01 FLOOD DAMAGE FUND (3278)**

Cash Balance July 1, 2003			112,045.09
Receipts			
Transfers In	<u>28,769.67</u>		
Plus Total Receipts			28,769.67
Disbursements			
Personal Services	(15,198.26)		
Employee Benefits	(5,516.15)		
Repairs and Alterations	<u>(1,575.00)</u>		
Less Total Disbursements			<u>(22,289.41)</u>
Cash Balance June 30, 2004			<u>118,525.35</u>

**FEB '03 SNOW/FLOOD DAMAGE FUND (3279)**

Cash Balance July 1, 2003			99,571.20
Receipts			
Transfers In	<u>102,053.76</u>		
Plus Total Receipts			102,053.76

Disbursements		
Personal Services	(15,950.88)	
Employee Benefits	(1,917.46)	
Current Expenses	(47,947.88)	
Repairs and Alterations	<u>(99,874.73)</u>	
Less Total Disbursements		<u>(165,690.95)</u>
Cash Balance June 30, 2004		<u><u>35,934.01</u></u>

**MAY '02 FLOOD DAMAGE FUND (3280)**

Cash Balance July 1, 2003		10,402.43
Receipts		
Reimbursement to Other Funds	<u>0.00</u>	
Plus Total Receipts		0.00
Disbursements		
Personal Services	<u>0.00</u>	
Less Total Disbursements		<u>0.00</u>
Cash Balance June 30, 2004		<u><u>10,402.43</u></u>

**JUNE '03 FLOOD DISASTER FUND (3281)**

Cash Balance July 1, 2003		0.00
Receipts		
Transfers In	<u>11,740.39</u>	
Plus Total Receipts		11,740.39
Disbursements		
Repairs and Alterations	<u>(981.00)</u>	
Less Total Disbursements		<u>(981.00)</u>
Cash Balance June 30, 2004		<u><u>10,759.39</u></u>

**NOVEMBER '03 FLOOD DISASTER FUND (3282)**

Cash Balance July 1, 2003		0.00
Receipts		
Transfers In	<u>316,339.40</u>	
Plus Total Receipts		316,339.40
Disbursements		
Personal Services	(37,806.52)	
Employee Benefits	(4,191.21)	
Current Expense	(11,662.55)	
Repairs and Alterations	(57,300.74)	
Equipment	(1,744.00)	
Contractor Pmts for Capital Asset Proj	<u>(47,774.84)</u>	
Less Total Disbursements		<u>(160,479.86)</u>
Cash Balance June 30, 2004		<u><u>155,859.54</u></u>

**RECAPITULATION OF FUNDS**

	<u>Revenue</u>	<u>Disbursements</u>	<u>Investments</u>
General Fund	0.00	(12,351,805.23)	0.00
Consolidated Federal Funds	7,853,754.10	(6,777,396.61)	2,051,415.81
Appropriated Special Revenue Funds	24,110,115.41	(27,134,499.87)	8,006,033.24
Non-Appropriated Special Revenue Funds	<u>32,119,124.70</u>	<u>(28,322,816.48)</u>	<u>34,934,298.41</u>
<b>TOTAL ALL FUNDS</b>	<b>64,082,994.21</b>	<b>(74,586,518.19)</b>	<b>44,991,747.46</b>

**STATEMENT OF DISBURSEMENTS  
FISCAL YEAR 2003-2004**

**ADMINISTRATION SECTION**

**EXECUTIVE/ADMINISTRATIVE**

Personal Services	\$ 307,425.53
Employee Benefits	95,783.90
Current Expenses	94,949.42
Repairs & Alterations	13.54
Equipment	1,521.00
Grants and Awards	<u>90,000.00</u>
<b>TOTAL</b>	<b>\$ 589,693.39</b>

**FISCAL SERVICES**

Personal Services	\$ 579,630.96
Employee Benefits	233,433.07
Current Expenses	406,944.67
Repairs & Alterations	1,276.77
Equipment	15,333.09
PEIA Transfer	<u>12,412.02</u>
<b>TOTAL</b>	<b>\$ 1,249,030.58</b>

**STAFFING/PAYROLL**

Personal Services	241,973.07
Employee Benefits	92,678.00
Current Expenses	17,760.54
Repairs & Alterations	480.64
Equipment	<u>0.00</u>
<b>TOTAL</b>	<b>\$ 352,892.25</b>

**GENERAL SERVICES**

Personal Services	\$ 423,694.22
Employee Benefits	184,776.72
Current Expenses	240,819.55
Repairs & Alterations	19,323.52
Equipment	21,558.24
Capital Improvements/Land Purchases	184,664.53
Building Improvements	223.99
Building Purchase or Construction	<u>0.00</u>
<b>TOTAL</b>	<b>\$ 1,075,060.77</b>

**WONDERFUL WEST VIRGINIA MAGAZINE**

Personal Services	\$ 69,473.78
Employee Benefits	30,141.78
Current Expenses	623,719.04
Repairs & Alterations	809.23
Payment of Claims	0.00
PEIA Transfer	<u>340.53</u>
<b>TOTAL</b>	<b>\$ 724,484.36</b>

General Revenue Appropriated	\$ 2,207,816.79	
Special Revenue Non-Appropriated	847,942.26	
Special Revenue Appropriated	865,848.51	
Federal Revenue Appropriated	<u>69,553.79</u>	
<b>TOTAL ADMINISTRATION</b>		<b>\$ <u>3,991,161.35</u></b>



**LAW ENFORCEMENT SECTION****LAW ENFORCEMENT**

Personal Services	\$ 5,671,416.03
Employee Benefits	2,073,894.72
Current Expenses	1,143,254.41
Repairs & Alterations	91,725.17
Equipment	33,808.51
Equipment - Law Enforcement Radios	1,994,492.22
PEIA Transfer	8,131.08
Debt Service Leases - Principle	152,025.69
Debt Service Leases - Interest	3,587.83
Building Improvements	<u>3,571.83</u>
<b>TOTAL</b>	<b>\$ 11,175,907.49</b>

General Revenue Appropriated	\$ 1,025,586.24
Special Revenue Non-Appropriated	1,457,118.44
Special Revenue Appropriated	8,048,775.45
Federal Revenue Appropriated	<u>644,427.36</u>
<b>TOTAL LAW ENFORCEMENT</b>	<b>\$ <u>11,175,907.49</u></b>

**WILDLIFE RESOURCES SECTION****GAME MANAGEMENT**

Personal Services	\$ 2,790,008.24
Employee Benefits	1,053,618.36
Current Expenses	587,639.34
Repairs & Alterations	136,078.83
Equipment	240,075.05
Payment of Claims	120,399.68
PEIA Transfer	516.48
Land Purchases	0.00
Medical Service Payments	<u>728.00</u>
<b>TOTAL</b>	<b>\$ 4,929,063.98</b>

**CAPITAL IMPROVEMENTS**

Personal Services	\$ 245,772.65
Employee Benefits	54,486.19
Current Expenses	209,921.07
Repairs & Alterations	681,554.32
Equipment	1,495.00
Building Improvements	0.00
Land Improvements	54,597.99
Land Purchases	3,109,900.00
Building Purchase or Construction	<u>(29,184.50)</u>
<b>TOTAL</b>	<b>\$ 4,328,542.72</b>

**COLD WATER FISH MANAGEMENT**

Personal Services	\$ 1,072,015.49
Employee Benefits	461,210.45
Current Expenses	639,528.74
Repairs & Alterations	73,743.69
Equipment	59,935.93
Building Improvements	<u>477.30</u>
<b>TOTAL</b>	<b>\$ 2,306,911.60</b>

**WILDLIFE - ADMINISTRATION**

Personal Services	\$ 579,587.95
Employee Benefits	209,032.45
Current Expenses	774,793.30
Repairs & Alterations	11,282.48
Equipment	18,141.84
Building Improvements	<u>2,324.97</u>
TOTAL	\$ 1,595,162.99

**WARM WATER FISH MANAGEMENT**

Personal Services	\$ 1,053,960.60
Employee Benefits	400,038.46
Current Expenses	407,850.68
Repairs & Alterations	41,501.41
Equipment	77,279.30
Building Improvements	420.03
Land Purchases	0.00
Medical Service Payments	<u>0.00</u>
TOTAL	\$ 1,981,050.48

**TECHNICAL SUPPORT**

Personal Services	\$ 684,587.50
Employee Benefits	232,618.54
Current Expenses	4,731.11
Repairs & Alterations	1,117.95
Equipment	<u>34,451.30</u>
TOTAL	\$ 957,506.40

**SPECIAL PROJECTS**

Personal Services	\$ 286,296.50
Employee Benefits	101,698.51
Current Expenses	93,863.79
Repairs & Alterations	9,333.89
Equipment	<u>4,960.00</u>
TOTAL	\$ 496,152.69

**WILDLIFE DIVERSITY**

Personal Services	\$ 601,815.84
Employee Benefits	188,020.08
Current Expenses	270,977.78
Repairs & Alterations	19,082.74
Equipment	14,104.00
Land Improvements	4,995.00
Medical Service Payments	305.00
PEIA Transfer	<u>1,215.84</u>
TOTAL	\$ 1,100,516.28

**HUNTING & FISHING LICENSE UNIT**

Personal Services	\$ 172,454.44
Employee Benefits	68,969.98
Current Expenses	235,326.14
Repairs & Alterations	1,069.19
Equipment	<u>4,950.00</u>
TOTAL	\$ 482,769.75

**POINT OF SALE LICENSE SYSTEM**

Personal Services	\$ 38,644.00
Employee Benefits	3,125.70
Current Expenses	254,089.10
Repairs & Alterations	911.38
Equipment	<u>227,326.40</u>
TOTAL	\$ 524,096.58

**ELKINS OPERATIONS CENTER**

Personal Services	\$ 177,103.70
Employee Benefits	68,800.77
Current Expenses	95,884.69
Repairs & Alterations	13,048.22
Equipment	<u>77,517.55</u>
TOTAL	\$ 432,354.93

**WEST VIRGINIA WILDLIFE CENTER**

Personal Services	\$ 187,765.51
Employee Benefits	65,087.13
Current Expenses	47,980.71
Repairs & Alterations	12,233.79
Equipment	8,200.00
Tax Mapping	40.00
Medical Service Payments	<u>702.56</u>
TOTAL	\$ 322,009.70

General Revenue Appropriated	\$ 145,577.17	
Special Revenue Non-Appropriated	5,415,222.25	
Special Revenue Appropriated	7,831,923.22	
Federal Revenue Appropriated	<u>6,063,415.46</u>	
TOTAL WILDLIFE RESOURCES		\$ <u>19,456,138.10</u>

**PARKS & RECREATION SECTION**

**PARKS & RECREATION**

Personal Services	\$ 15,382,993.15
Employee Benefits	5,540,963.07
Current Expenses	10,265,018.30
Repairs & Alterations	3,419,480.14
Equipment	1,272,339.78
Payment of Claims	22,043.00
Grants and Awards	17,864.28
Capital Improvements/Land Purchases	74,247.05
Fund Transfer	24,742.00
PEIA Transfer	94,265.79
Debt Service Leases - Principle	172,955.79
Debt Service Leases - Interest	16,411.41
Building Improvements	198,445.74
Land Improvements	108,169.19
Land Purchases	(319,984.10)
Building Purchase or Construction	215,056.68
Consultant Pmts for Capital Asset Proj	60,225.00
Medical Services Program	<u>8,905.96</u>
TOTAL	\$ 36,574,142.23

General Revenue Appropriated	\$ 8,908,705.37	
Special Revenue Non-Appropriated	19,803,232.23	
Special Revenue Appropriated	<u>7,862,204.63</u>	
TOTAL PARKS & RECREATION		\$ <u>36,574,142.23</u>

**SPECIAL PROGRAMS & SERVICES SECTION**

**ENVIRONMENTAL RESOURCES**

Personal Services	\$ 521,332.38
Employee Benefits	175,680.43
Current Expenses	428,645.82
Repairs & Alterations	573.95
Equipment	1,815.79
Grants and Awards	1,721,490.27
PEIA Transfer	5,017.07
Building Improvements	<u>394.21</u>
<b>TOTAL</b>	<b>\$ 2,854,949.92</b>

**REAL ESTATE MANAGEMENT**

Personal Services	\$ 337,760.50
Employee Benefits	100,600.99
Current Expenses	92,748.33
Repairs & Alterations	802.00
Equipment	1,752.87
PEIA Transfer	2,647.71
136	<u>(2,093.30)</u>
<b>TOTAL</b>	<b>\$ 534,219.10</b>

General Revenue Appropriated	\$ 64,119.66	
Special Revenue Non-Appropriated	799,301.30	
Special Revenue Appropriated	<u>2,525,748.06</u>	
<b>TOTAL SPECIAL PROGRAMS &amp; SERVICES</b>		<b>\$ <u>3,389,169.02</u></b>

Grand Total General Revenue Appropriated	\$ 12,351,805.23	
Grand Total Special Revenue Non-Appropriated	28,322,816.48	
Grand Total Special Revenue Appropriated	27,134,499.87	
Grand Total Federal Revenue Appropriated	<u>6,777,396.61</u>	
<b>GRAND TOTAL DISBURSEMENTS</b>		<b>74,586,518.19</b>

# LAW ENFORCEMENT SECTION

JAMES D. FIELDS, CHIEF

The Law Enforcement Section is responsible for the prompt, orderly and effective enforcement of all laws of Chapter 20, *Code of West Virginia*, and rules promulgated under that authority. Of primary importance is the protection of West Virginia's wildlife to the degree that they are not endangered by unlawful activities. A highly visible, uniformed conservation officer patrol is the only viable way to accomplish this mission. Prevention and apprehension are crucial to the enforcement goal, and the conservation officer is meeting that goal. In West Virginia, no species of wildlife is jeopardized because of illegal taking.

## Law Enforcement Program

In any given year, the Law Enforcement Section will retire several officers and face the long process of hiring new officers and sending them to the Basic Police Course at the West Virginia State Police Academy. This past year has been no different. The Section has been able to maintain staffing at a level of 124 conservation officers and 12 support personnel.

The Law Enforcement Section has been planning for a new radio system to serve all the officers in the state for several years. This year brought that plan to fruition. The West Virginia Legislature appropriated two million dollars and all the necessary radio equipment was purchased. The Section has spent the last several months testing the new high band system, and it is almost ready to go. When this project is finished, the Division will no longer maintain the low band towers spread around the state.

***The West Virginia Legislature appropriated two million dollars and all the necessary radio equipment was purchased.***

Since the advent of 9/11, the Law Enforcement Section has spent a great amount of time on areas of enforcement that had never been done in the past. The Law Enforcement Section is the primary agency for boating enforcement. As a result of these assigned duties, the Section has been on continuous patrol on the Ohio River in the Belleview Pool by special request of the U. S. Coast Guard. Since 9/11, conservation officers have worked more than 8,000 hours on Homeland Security, at an estimated cost of \$231,369, and expended approximately 133,825 vehicle miles and 1,793 boat hours at a cost of \$108,000. In June 2004, the Law Enforcement Section was awarded a Homeland Security grant in the amount of \$760,000. This grant will be used to purchase new all-weather patrol vessels and outfit all officers with foul weather gear. Night vision equipment is also a part of the grant.

The Law Enforcement Section purchased 17 additional ATV's with trailers which will be distributed around the state so each sergeant's area will have two machines. The Section requires that at least two officers be assigned when conducting ATV patrols.



The Law Enforcement Section purchased new office furniture to equip the new District Office located in Farmington, West Virginia. Three computers in the Charleston headquarters were upgraded and the old machines were sent to district offices around the state.

---

**Law  
Enforcement  
Section**

---

The Section replaced one vehicle during the year that met the specifications set by the Department of Administration.

## Hunter Education Program

The mandatory Hunter Education Program in West Virginia continues to be a success. During FY 2004, a total of 8,554 students graduated from 318 classes held state-wide. This represents an increase in classes and graduates from last year. Volunteer instructors remain the backbone of the Hunter Education Program. This year, 294 volunteers instructed classes, driving more than 30,000 miles and donating more than 8,000 hours. Ninety-nine conservation officers also participated in classes working nearly 3,700 hours and driving more than 28,000 miles.

Continuing with the alternative audience philosophy, instructors conducted several “Special Needs” classes and special hunts for the physically challenged. The hunt at Snowshoe during December 2003 was filmed by a professional film crew and will be used for tourism and training shows. This year, 10 individuals participated with a 100 percent success rate.

The Law Enforcement Section maintains a toll-free Hunter Education Hotline that provides class schedules to anyone interested in attending a class. The number is 1-800-243-9968. Class information and registration are also available on the WVDNR Web site at [www.wvdnr.gov](http://www.wvdnr.gov).

During FY 2004, West Virginia experienced 15 “Class A” hunting incidents which resulted in no fatalities. A “Class A” incident is classified as a hunting related injury resulting from a firearm or bow. This is the first time since records have been kept that West Virginia has been fatality free in “Class A” incidents. There were eight “Class B” incidents. A “Class B” incident is classified as a hunting related injury which is not caused by a firearm or bow. Of the “Class B” incidents, three involved falling from a tree stand while hunting. Two people died from heart attacks while hunting.



Officers across the state have participated in numerous sporting and hunting shows and attended summer camps and other special events, such as the Governor’s Youth Challenge, to promote hunter education.

The Section also worked with the media to spread the safe hunting message by doing both TV and radio interviews.

## Boating Safety/Education Program

West Virginia has more than 58,000 boats registered, representing more than 100,000 residents and many nonresidents who take advantage of the recreational activities on the waters of this state. Operator inexperience and lack of training contribute to the number of accidents that occur each year on the state waterways. Also contributing to the accident rate is the number of persons operating water craft under the influence of drugs or alcohol.

Each year, a boating safety class is offered in each of the 55 counties; however, few take advantage of them. The Boating Education Course became mandatory January 1, 2001. The U.S. Coast Guard Auxiliary, U. S. Power Squadrons and the Law Enforcement Section cooperate in teaching these classes. In FY 2004, 30 classes were taught

and 337 students successfully completed the course. This is relatively constant with last year's data. These statistics do not include the efforts of the Auxiliary or Power Squadrons. Anyone born after December 31, 1986, is required to successfully complete a course approved by the National Association of State Boating Law Administrators before operating a motorboat. This will certainly help remedy the high accident/fatality rate. The media were used to get the word out on the mandatory education but still people are slow about enrolling in a class. Even placing reminders in boat license renewal mailings failed to increase enrollment.

West Virginia was represented at the National Water Safety Conference this past April. The Section participated in National Safe Boating Week and National Recreational Boating Week with news releases and various TV and radio interviews.

## **Officer Training**

The Law Enforcement Section takes pride in its training program. Officers log thousands of hours each year sharpening their skills and preparing for the worst.

In the fall of 2003, each officer was issued a .45 caliber Smith and Wesson semi-auto pistol as his duty weapon. This was preceded by hours of transitional training on handling the firearm. Special conservation officers converted from revolvers to Smith and Wesson .45 caliber semi-automatic pistols and received two days of transitional training.

Again this year, officers attended the National Safe Boating Course conducted at the U.S. Coast Guard Reserve Training Center in Yorktown, Virginia.



In an effort to improve the enforcement of the Boating Under the Influence (BUI) law, officers attended a BUI Detection and Enforcement school in Texas and Ohio. The officers brought back the knowledge and skill to train the rest of the officers in the latest techniques in BUI enforcement.

In a continuing effort to be prepared for the worst scenerio, officers trained in Homeland Security topics, such as Managing Weapons of Mass Destruction, FBI Intelligence courses, and Gang Recognition.

Supervisors of the Section attended courses in Supervision and Police Litigation and Management to learn the latest techniques used in quality police management. In addition, all six districts conducted regional training consisting of one unit of defensive tactics and three units of firearms instruction.

The Law Enforcement Section continues to assist other law enforcement agencies by providing instructors for training to meet the Law Enforcement Training Committee Standards.

Officers attended several out-of-state seminars including The National Association of State Boating Law Administrators Conference, The National Water Safety Conference, and The International Hunter Education Association Conference.

## **Whitewater Program**

The Law Enforcement Section is responsible for administration of the Whitewater Program, including issuing all licenses, collecting the license fees and maintaining all files and other records.

Conservation officers patrol whitewater areas to ensure compliance with state laws and regulations and conduct periodic counts on the five study rivers. The count informa-

tion is furnished to the Limits of Acceptable Change Subcommittee of the Whitewater Commission for planning purposes. In FY 2004, 219,348 customers took expeditions on the beautiful whitewater rivers in the state. There are currently 38 licensed whitewater outfitters furnishing this service to the public.

The Law Enforcement Section trained five of the six districts in Techniques of Swiftwater Rescue and will train the final district in September 2004. This training will give officers the skills needed to deal with incidents in whitewater areas as well as emergency flood situations.





**LAW ENFORCEMENT ACTIVITY  
JULY 1, 2003 - JUNE 30, 2004**

DISTRICT	CLASSIFICATION OF HOURS			LEAVE			ARRESTS			WARNINGS			PUBLIC MEETINGS		COMPLAINTS		
	SPECIAL DETAIL HOURS	REGULAR WORK HOURS	TOTAL HOURS	ANNUAL	SICK	OTHER	CHAPTER 20 ARRESTS	CHAPTER 22 ARRESTS	OTHER ARRESTS	CHAPTER 20 WARNINGS	CHAPTER 22 WARNINGS	OTHER WARNINGS	NUMBER	CONTACTS	RECEIVED	WILDLIFE DAMAGE INVEST	OTHERS INVESTIGATED
<b>ONE</b>	4.0	41814.0	41818.0	3832.00	701.00	3649.00	1225	64	132	383	72	29	101	8241	1401	265	1132
<b>TWO</b>	0.0	33611.0	33611.0	3260.00	392.00	2990.00	968	36	98	396	74	70	122	8184	1710	497	1215
<b>THREE</b>	0.0	30131.0	30131.0	2732.00	1242.00	2482.00	754	37	111	597	118	253	83	6497	1247	488	687
<b>FOUR</b>	0.0	29147.0	29147.0	3484.00	1748.00	2731.00	744	51	151	344	103	55	59	2721	1556	312	1256
<b>FIVE</b>	1026.0	31655.0	32681.0	3438.00	273.00	3309.00	1327	68	47	802	113	31	59	10428	1110	134	987
<b>SIX</b>	2152.0	28935.0	31087.0	2484.00	593.00	2536.00	1151	48	226	281	182	208	124	11623	1143	155	979
<b>TOTALS:</b>	3182.0	195293.0	198475.0	19230.00	4949.00	17697.00	6169	304	765	2803	662	646	548	47694	8167	1851	6256

JULY 1, 2003 - JUNE 30, 2004

## Automobile Operation

DISTRICT	TOTAL MILES	GASOLINE		LUBRICANTS			OTHER COSTS	TOTAL OPERATION COST	MILES PER GALLON
		GALLONS	COST	Oil		Grease			
				QUARTS	COST				
ONE	374,477	28,262	\$ 46,118.92	486	\$ 1,519.71	\$67.59	\$24,126.42	71,832.64	13.3
TWO	343,124	23,928	\$28,268.16	492	\$845.94	\$92.64	\$20,561.62	49,768.36	14.3
THREE	332,225	24,882	\$39,588.98	357	\$685.72	\$92.11	\$14,702.79	55,069.60	13.4
FOUR	340,368	26,207	\$41,540.13	465	\$1,090.10	\$142.25	\$18,652.47	61,424.95	13.0
FIVE	405,771	27,989	\$47,839.41	463	\$1,426.77	\$115.48	\$19,990.49	69,372.15	14.5
SIX	352,989	27,365	\$46,228.33	419	\$1,322.14	\$149.13	\$23,252.70	70,952.30	12.9
TOTALS	2,148,954	158,633	\$ 249,583.93	2682	\$ 6,890.38	\$659.20	\$121,286.49	378,420.00	13.5

## Boat Operation

DISTRICT	GASOLINE		OIL		MISC. COSTS	TOTAL COSTS	BOAT HOURS
	GALLONS	COST	QUARTS	COST			
ONE	1134.0	\$2,226.70	1	\$2.99	\$5,956.44	\$8,186.13	369.0
TWO	51.0	\$94.00	0	\$16.98	\$225.71	\$336.69	163.0
THREE	315.0	\$782.05	18	\$61.73	\$1,792.11	\$2,635.89	265.0
FOUR	302.0	\$426.17	8	\$22.90	\$2,345.27	\$2,794.34	187.0
FIVE	478.0	\$875.74	42	\$186.83	\$5,323.73	\$6,386.30	266.0
SIX	933.0	\$1,267.35	94	\$409.90	\$2,383.20	\$4,060.45	204.0
TOTALS	3213.0	\$5,672.01	163	\$701.33	\$18,026.46	\$24,399.80	1454.0

PROSECUTION PROGRAM

COUNTY	NUMBER OF PROSECUTIONS	Amounts Assessed		Dispositions of Prosecutions			
		FINES	COSTS	CONVICTED	DISMISSED	ACQUITTED	FAILED TO APPEAR
Barbour	34	\$1,110.00	\$2,795.00	27	5	1	1
Berkeley	191	\$8,760.00	\$17,505.00	166	17	0	8
Boone	116	\$2,030.00	\$6,110.25	76	26	0	14
Braxton	48	\$1,610.00	\$3,595.00	35	11	0	2
Brooke	73	\$4,450.00	\$5,500.00	59	14	0	0
Cabell	104	\$3,390.00	\$6,370.00	79	24	0	1
Calhoun	60	\$4,310.00	\$5,000.00	48	12	0	0
Clay	54	\$2,212.00	\$3,635.00	37	15	0	2
Doddridge	33	\$686.00	\$3,120.00	33	0	0	0
Fayette	144	\$5,840.00	\$11,650.00	110	12	2	20
Gilmer	48	\$1,190.00	\$3,720.00	46	2	0	0
Grant	104	\$7,405.00	\$8,920.00	96	7	1	0
Greenbrier	279	\$20,769.08	\$24,900.00	261	18	0	0
Hampshire	163	\$8,925.00	\$15,295.50	154	8	0	1
Hancock	114	\$4,570.00	\$6,650.00	58	56	0	0
Hardy	164	\$11,620.00	\$14,179.00	139	24	0	1
Harrison	214	\$9,270.00	\$18,860.00	202	12	0	0
Jackson	229	\$5,395.00	\$12,460.01	168	61	0	0
Jefferson	210	\$8,599.00	\$18,242.00	169	14	0	27
Kanawha	177	\$3,764.00	\$9,790.00	113	55	0	9
Lewis	149	\$4,360.00	\$12,205.00	134	7	0	8
Lincoln	104	\$4,570.00	\$7,930.00	89	14	0	1
Logan	201	\$3,900.00	\$11,630.00	130	71	0	0
McDowell	161	\$4,221.00	\$12,840.00	139	22	0	0
Marion	91	\$2,890.00	\$8,205.00	83	8	0	0
Marshall	127	\$5,810.00	\$10,100.00	117	9	0	1
Mason	53	\$2,460.00	\$5,225.00	51	2	0	0
Mercer	63	\$2,385.00	\$6,011.00	52	11	0	0
Mineral	75	\$3,125.00	\$7,640.00	71	4	0	0
Mingo	202	\$4,510.00	\$12,480.00	133	69	0	0
Monongalia	179	\$6,173.00	\$14,975.00	150	29	0	0
Monroe	73	\$3,615.00	\$7,180.00	70	3	0	0
Morgan	60	\$1,780.00	\$5,400.00	54	3	0	3
Nicholas	160	\$14,945.00	\$13,311.20	133	24	1	2
Ohio	39	\$835.00	\$2,880.00	26	13	0	0
Pendleton	109	\$4,735.00	\$9,980.00	101	7	0	1
Pleasants	20	\$500.00	\$1,920.00	19	0	0	1
Pocahontas	96	\$3,455.00	\$7,081.00	91	1	0	4
Preston	232	\$12,020.00	\$16,875.00	192	40	0	0
Putnam	159	\$4,635.00	\$12,740.25	142	9	5	3
Raleigh	102	\$3,410.00	\$7,485.00	74	15	0	13
Randolph	134	\$6,185.00	\$10,085.00	112	15	1	6
Ritchie	125	\$5,285.00	\$10,180.00	112	10	0	3
Roane	197	\$4,755.10	\$11,647.00	151	45	0	1
Summers	104	\$4,944.70	\$9,105.00	101	3	0	0
Taylor	51	\$1,617.00	\$3,925.00	41	10	0	0
Tucker	129	\$2,546.00	\$11,470.00	104	25	0	0
Tyler	70	\$2,230.00	\$4,315.00	68	1	0	1
Upshur	58	\$1,805.00	\$5,035.00	54	1	0	3
Wayne	178	\$3,065.00	\$8,500.00	83	76	17	2
Webster	259	\$9,435.00	\$21,825.00	223	33	0	3
Wetzel	78	\$4,075.00	\$6,835.00	72	6	0	0
Wirt	131	\$6,330.00	\$10,680.00	120	11	0	0
Wood	326	\$11,835.00	\$27,934.00	293	13	3	17
Wyoming	105	\$2,810.00	\$8,630.00	95	6	0	4
<b>TOTALS</b>	<b>6,959</b>	<b>\$277,156.88</b>	<b>\$542,556.21</b>	<b>5,756</b>	<b>1009</b>	<b>31</b>	<b>163</b>

**REPORT OF PROSECUTIONS BY CHARGE FY 2003 - 2004**

HEADING AND CHARGE	DISTRICT						TOTAL
	ONE	TWO	THREE	FOUR	FIVE	SIX	
<b>LITTERING</b>							
LITTERING, HIGHWAY	59	40	43	35	33	64	274
LITTERING, STREAM	37	12	17	51	58	64	239
LITTERING, PRIVATE PROPERTY	53	41	16	25	36	37	208
LITTERING, PARK OR PUBLIC PROPERTY	5	6	16	4	19	1	51
OTHER LITTERING VIOLATIONS	3	1	1	2	9	1	17
<b>TOTAL LITTERING</b>	<b>157</b>	<b>100</b>	<b>93</b>	<b>117</b>	<b>155</b>	<b>167</b>	<b>789</b>
<b>LICENSE</b>							
RESIDENT HUNTING WITHOUT LICENSE	45	17	19	24	46	32	183
RESIDENT FISHING WITHOUT LICENSE	68	53	48	31	137	43	380
IMPROPER HUNTING LICENSE	1	4	1	3	0	0	9
ALTERING HUNTING LICENSE	0	0	0	0	1	0	1
MAKING FALSE APPLICATION - HUNTING LICENSE	14	7	3	0	0	0	24
HUNTING WITHOUT CLASS A-1 LICENSE	1	0	1	2	2	0	6
HUNTING DEER WITHOUT CLASS N LICENSE	12	6	1	3	9	5	36
FISHING PARAPHERNALIA IN POSSESSION WITHOUT LICENSE	13	25	4	4	8	2	56
HUNTING PARAPHERNALIA IN POSSESSION WITHOUT LICENSE	3	3	3	1	2	2	14
HUNTING BEAR WITHOUT BEAR DAMAGE STAMP	1	0	0	1	0	0	2
HUNTING WHILE LICENSE REVOKED	3	1	2	0	0	0	6
FISHING WHILE LICENSE REVOKED	0	0	1	0	0	0	1
TRAPPING WITHOUT LICENSE	0	0	0	0	1	0	1
MAKING FALSE APPLICATION - HUNTING & FISHING LICENSE	0	1	1	0	0	0	2
NON-RESIDENT HUNTING WITHOUT LICENSE	19	11	5	9	6	19	69
NON-RESIDENT FISHING WITHOUT LICENSE	24	90	13	14	25	4	170
IMPROPER FISHING LICENSE	0	0	1	1	0	0	2
ALTERING FISHING LICENSE	0	0	2	1	0	0	3
MAKING FALSE APPLICATION - FISHING LICENSE	1	3	1	0	0	0	5
OTHER LICENSE VIOLATIONS	12	8	13	4	21	3	61
<b>TOTAL LICENSE</b>	<b>217</b>	<b>229</b>	<b>119</b>	<b>98</b>	<b>258</b>	<b>110</b>	<b>1031</b>
<b>HUNTING</b>							
LOADED GUN IN VEHICLE	92	78	45	54	86	67	422
UNCASED GUN IN VEHICLE AT NIGHT	5	6	12	5	12	18	58
SPOTLIGHTING	0	0	0	1	1	0	2
SPOTLIGHTING WITH FIREARM OR IMPLEMENT IN POSSESSION	14	8	17	2	12	22	75
ILLEGAL POSSESSION OF WILDLIFE OR PARTS THEREOF	84	45	31	43	81	110	394
HUNTING CLOSED SEASON	21	17	45	15	55	22	175
EXCEEDING DAILY BAG LIMIT	1	4	1	2	4	0	12
UNCASED GUN, CLOSED SEASON	0	2	1	0	0	3	6
UNCASED GUN ON SUNDAY	0	4	1	1	0	1	7
FAILURE TO FIELD TAG GAME	48	27	16	14	12	43	160
FAILURE TO CHECK GAME	20	13	12	18	31	25	119
NEGLIGENT SHOOTING	0	1	1	0	1	0	3
SHOOTING FROM OR ACROSS HIGHWAY	20	8	4	12	9	18	71
SHOOTING WITHIN 500 FEET OF DWELLING	17	8	6	14	4	16	65
HUNTING WITHOUT PERMISSION	87	38	33	32	43	38	271
POSSESSION OF ILLEGAL HUNTING PARAPHERNALIA	1	0	0	0	0	0	1
ILLEGAL TRAPPING	2	1	1	2	1	0	7
HUNTING MIGRATORY BIRDS WITH UNPLUGGED GUN	1	1	0	0	1	0	3
ILLEGAL METHOD OF HUNTING	6	5	10	6	3	11	41
HUNTING AFTER KILLING LEGAL DEER	15	11	7	13	11	13	70
ILLEGALLY CARRYING A PISTOL OR REVOLVER	0	0	1	0	3	0	4
KILLING PROTECTED BIRD	0	0	1	0	0	0	1
ILLEGAL SALE OF WILDLIFE	23	2	0	0	1	0	26
ILLEGAL TRANSPORTATION OF WILDLIFE OUT OF STATE	0	0	0	0	0	1	1
ILLEGAL IMPORTATION OF WILDLIFE	2	2	0	0	0	0	4
VIOLATION OF BEAR LAW OR REGULATIONS	1	3	5	2	15	0	26
ILLEGAL KILLING OR TAKING OF DEER, TURKEY OR BEAR	21	22	21	34	20	21	139
INSUFFICIENT OR NO BLAZE ORANGE	20	23	10	5	13	18	89
HUNTING ON SUNDAY	7	3	1	5	6	3	25
HUNTING DEER 1/2 HR AFTER SUNSET OR BEFORE SUNRISE	2	14	12	21	16	43	108
SHOOTING AT GAME NOT PLAINLY VISIBLE	8	1	0	0	0	1	10
SHOOTING/HUNTING FROM A MOTOR VEHICLE	43	34	47	27	74	68	293
ILLEGAL KILLING OR TAKING OF BEAR	0	0	0	1	0	0	1
HUNTING WHILE UNDER THE INFLUENCE	1	0	2	0	0	0	3
OTHER GAME LAW VIOLATIONS	24	20	32	20	42	39	177
<b>TOTAL HUNTING</b>	<b>586</b>	<b>401</b>	<b>375</b>	<b>349</b>	<b>557</b>	<b>601</b>	<b>2869</b>

<b>FISHING</b>							
TAKING FISH BY ILLEGAL METHOD	0	0	2	0	1	0	3
EXCEEDING DAILY CREEL LIMIT	3	14	12	2	18	6	55
ILLEGAL POSSESSION OF FISH, MINNOWS AND AQUATIC LIFE	0	0	13	0	3	4	20
USING PROHIBITED BAIT IN RESTRICTED AREA	1	9	22	32	0	0	64
FISHING WITHOUT PERMISSION	0	5	0	1	0	0	6
OTHER FISHING VIOLATIONS	3	3	8	5	14	1	34
<b>TOTAL FISHING</b>	<b>7</b>	<b>31</b>	<b>57</b>	<b>40</b>	<b>36</b>	<b>11</b>	<b>182</b>
<b>BOATING</b>							
OPERATING UNREGISTERED WATERCRAFT	10	4	1	2	12	1	30
OPERATING WATERCRAFT WITHOUT PROPER EQUIPMENT	6	1	1	3	0	7	18
INSUFFICIENT NUMBER OF LIFE PRESERVERS	31	30	10	6	19	6	102
OVERLOADING A WATERCRAFT	0	2	0	0	0	1	3
IMPROPER LOCATION OR SPACING OF NUMBERS ON WATERCRAFT	2	0	1	0	0	0	3
RECKLESS OPERATION OF WATERCRAFT	6	0	1	0	1	0	8
CREATING A WAKE IN A NO-WAKE ZONE	6	0	12	6	0	0	24
PULLING SKIER WITHOUT OBSERVER OR MIRROR	6	0	1	1	2	2	12
OVERPOWERING A WATERCRAFT	0	0	1	0	0	0	1
FAILURE TO REPORT A BOATING ACCIDENT, IF REQUIRED	2	0	0	0	0	0	2
OPERATING WATERCRAFT WHILE UNDER THE INFLUENCE	2	0	1	0	2	0	5
OTHER BOATING VIOLATIONS	11	0	3	3	5	2	24
<b>TOTAL BOATING</b>	<b>82</b>	<b>37</b>	<b>32</b>	<b>21</b>	<b>41</b>	<b>19</b>	<b>232</b>
<b>WASTE MANAGEMENT</b>							
OTHER HAZARDOUS WASTE VIOLATIONS	0	1	0	0	0	0	1
CONTRIBUTING TO AN OPEN DUMP	19	13	11	3	16	8	70
UNPERMITTED SOLID WASTE FACILITY	0	0	1	0	0	0	1
ENDANGERMENT BY WASTE DISPOSAL	7	2	0	2	0	2	13
OTHER SOLID WASTE VIOLATIONS	40	20	30	41	20	16	167
<b>TOTAL WASTE MANAGEMENT</b>	<b>66</b>	<b>36</b>	<b>42</b>	<b>46</b>	<b>36</b>	<b>26</b>	<b>252</b>
<b>POLLUTION</b>							
STREAM POLLUTION	0	1	1	1	1	0	4
OPERATING WITHOUT A PERMIT	0	0	4	1	0	3	8
OTHER POLLUTION VIOLATIONS	1	0	0	0	0	0	1
<b>TOTAL POLLUTION</b>	<b>1</b>	<b>1</b>	<b>5</b>	<b>2</b>	<b>1</b>	<b>3</b>	<b>13</b>
<b>FORESTRY</b>							
ILLEGAL BURNING	47	26	11	13	13	21	131
ABANDONING A FIRE	6	1	0	1	1	5	14
PERMITTING A FIRE TO ESCAPE	0	4	2	5	24	3	38
VIOLATING STATE FOREST REGULATIONS	4	0	0	0	11	0	15
VIOLATIONS OF GINSENG REGULATIONS	0	0	3	1	2	0	6
OTHER FORESTRY VIOLATIONS	13	9	14	0	30	2	68
<b>TOTAL FORESTRY</b>	<b>70</b>	<b>40</b>	<b>30</b>	<b>20</b>	<b>81</b>	<b>31</b>	<b>272</b>
<b>GENERAL</b>							
VIOLATION OF PARK REGULATIONS	11	21	26	55	70	14	197
WITHHOLDING INFORMATION	3	0	6	4	6	8	27
OBSTRUCTING, HINDERING, OR INTERFERING WITH INVESTIGATION	7	2	7	7	4	5	32
CONSPIRING IN A VIOLATION OF CHAPTER 20	47	38	20	26	51	43	225
OFFENSE OUTSIDE CHAPTER 20	81	77	72	104	26	169	529
VIOLATION OF NATIONAL FOREST REGULATIONS	4	14	27	8	0	0	53
DRUG RELATED VIOLATION	15	15	20	13	12	14	89
CONSPIRING IN A NON-GAME VIOLATION OF CHAPTER 20	7	0	1	3	0	4	15
CONSPIRING IN A FISHING VIOLATION OF CHAPTER 20	3	2	4	0	7	4	20
MISCELLANEOUS VIOLATIONS	43	25	19	10	32	3	132
<b>TOTAL GENERAL</b>	<b>221</b>	<b>194</b>	<b>202</b>	<b>230</b>	<b>208</b>	<b>264</b>	<b>1319</b>
<b>TOTAL ALL PROSECUTIONS</b>	<b>1407</b>	<b>1069</b>	<b>955</b>	<b>923</b>	<b>1373</b>	<b>1232</b>	<b>6959</b>

# PARKS AND RECREATION SECTION

J. R. POPE, CHIEF

This report provides a review of the major programs, policy actions, and challenges being addressed within the West Virginia State Parks system as of June 30, 2004.

## Overview

The West Virginia State Parks system promotes conservation and public recreation by preserving and protecting natural areas of unique or exceptional scenic, scientific, cultural, archaeological or historic significance, and provides outdoor recreational opportunities while maintaining the state parks in a natural condition. Additionally, the system enhances West Virginia's tourism industry. System managers also strive to operate revenue-producing facilities efficiently by maximizing revenue and minimizing expenditures. As with any organization, there are particular areas of management focus that evolve and change in response to its current environment. These are outlined in the Goals, Objectives, and Challenges Section following this overview.

***West Virginia state parks, forests, and wildlife management areas offer tremendous variety and fill a number of roles.***

Parks manages 34 state parks, recreational facilities on nine state forests and four wildlife management areas, the Greenbrier River Trail, and the North Bend Rail Trail. From rustic Civilian Conservation Corps (CCC) era areas with little development to massive modern resorts, from restored logging railroads and company towns to Civil War battlefields, from natural areas with national significance to areas that are primarily day-use local recreational facilities, West Virginia state parks, forests, and wildlife management areas offer tremendous variety and fill a number of roles. To the local citizen, they are sources of employment and public recreation that may not otherwise be available; to the state citizen at large, they are a valuable regional source of good quality, reasonably-priced vacation and outdoor recreational experiences; and to the out-of-state tourist, they are among the nation's finest state park vacation destinations. They serve a valuable role, along with skiing and whitewater rafting, as a cornerstone of tourism in West Virginia. In fact, Division of Tourism surveys of out-of-state tourists consistently reveal state and national parks as the single biggest attraction that brought these individuals to the state.

To support these 49 units are some 438 classified service employees, one thousand hourly and seasonal employees at the peak of seasonal employment, several major park concessionaires, and construction and repair projects usually amounting to millions of dollars annually. To meet the administrative demands imposed by these resources, Parks uses six statewide general administrative personnel. These are a chief, a deputy chief who is also in charge of Operations, a business manager and three district administrators. In addition, there are two technical program administrators in the form of an assistant chief in charge of Planning, Engineering and Maintenance (PEM) and a coordinator in charge of Programming, interpretive services, special events, gift certificate sales, youth programs and various other special functions. A group sales representative based in Charleston works to promote room sales at the lodge and resort parks. This individual, along with a Pipestem Resort State Park sales person, is provided a base salary as well as incentives for increases in lodge occupancy.

Parks is fortunate to be staffed with an excellent corps of park superintendents and assistants with a high average level of appropriate education, experience, and training. These individuals are particularly important since they play a variety of roles that are

vital to the success of the park operation. As general managers, they must direct natural resource, business, personnel, public relations, law enforcement, maintenance, guest and employee safety, and all other programs essential to their areas of assignment. These individuals are a key factor in assuring a continued high level of customer satisfaction as evidenced by overwhelmingly positive guest comment cards. West Virginia State Parks feature a nationally unique program in which park managers are made eligible for annual salary differential payments based upon improvement in key financial indicators at their areas of assignment.

## **System-wide Goals, Objectives, and Challenges**

### **Self-sufficiency**

It is obvious that state parks should endeavor to be as self-sufficient as possible while at the same time protecting the overall mission and resources associated with the system. Despite the remote location of some areas; inherent design inefficiencies dating back to periods when maximizing local employment was a paramount goal; the very low revenue production of some day-use, historical, wildlife, and forest areas; public resistance to rate increases and entrance fees; addition to the system over the years of several “loss leader” local recreation areas; greatly increased “cost shifts” and increases of employee benefit costs of the past few years across all of state government, the West Virginia State Park system has traditionally been and continues to be one of the most operationally self-sufficient in the nation.

The FY 2004 operational self-sufficiency figure of 58 percent came in the face of increased operating expenses caused by unfunded across-the-board raises within certain accounts as well as the above referenced cost shifting throughout state government which placed a financial burden on all agencies. The latter has become a trend and will pose new operational challenges for the next few years to come. In addition, the last half of Fiscal Year 04 saw less than expected revenues due to extremely rainy weather. The excessive rain also caused significant, widespread flooding which either closed or greatly affected revenue at several areas.

Of course, direct revenues do not measure the full economic benefit of the park system. An economic impact study conducted several years ago by the Marshall University Center for Business and Economic Research very conservatively concluded that state park visitor spending had a total direct and indirect impact of \$105 million on the economy of West Virginia.

### **Lodge Sales**

An ongoing effort to maximize occupancy in all state park lodges, especially in the off season, is the task of the two group sales staffers (one in Charleston, one at Pipestem Resort State Park) who market lodges and resort parks to various organizations throughout the state and country. The sales staffers are paid a base salary plus incentives for increases in lodge occupancy. Efforts include sales and telemarketing calls to corporations, state and federal government agencies, travel agencies, tour groups and the like. Direct mailings and travel shows are also used frequently. These employees work particularly hard to attract off-season, mid-week business, which is the most difficult lodging sales challenge facing the park system.

### **Infrastructure Improvements**

Major projects completed this fiscal year included cabin slip repairs and a new picnic area rest room at Beech Fork, Spring House renovations at Berkeley Springs, lodge parking paving at Blackwater Falls, transformer tower replacement at Blennerhassett

***The last half of Fiscal Year 04 saw less than expected revenues due to extremely rainy weather ... significant, widespread flooding either closed or greatly affected revenue at several areas.***

Island, lodge electric upgrades and water line replacement at Cacapon, depot roof replacement at Cass, water well treatment at Cathedral, Slabtown trail head and paving on the Greenbrier River Trail, installation of Hawks Nest golf cart paths, flood damage repair at Kanawha, tram gear box repairs and lodge cooling tower replacement at Pipestem, completion of the Tomlinson Run Conceptual Development Plan, Tygart Lake lodge concrete replacement, and riverside water system improvements at Watoga.

### **Americans with Disabilities Act (ADA) Compliance**

Most of the items identified in the system-wide assessment of several years ago are complete, while smaller additional and ever-evolving needs remain. Over the past 12 months lodge lobby rest room accessibility at Pipestem's McKeever Lodge was greatly improved and now exceeds standards.

### **Automation**

Over the past year, Parks installed a hotel/motel, Internet compatible reservation and property management system featuring field based processors with a central backup in Charleston as well as high speed T-1 communication links. This has been installed at all seven state operated lodge/resort parks. Later phases, when funding allows, will encompass all major vacation parks. Parks was allowed to proceed with its approach in mid-2002 and it is proving very successful.

### **Minority Recruitment**

Parks desires to increase the representation of minority groups in the work force. There is a commitment to add employment minorities within the Division of Personnel framework that governs the selections for the classified service.

### **West Virginia State Parks Monopoly**

The Parks chief assembled a committee in 2004 to design a version of the classic Parkers Brothers Monopoly game with a WV State Parks theme. This was completed by July 1, 2004 in honor of the 75<sup>th</sup> Anniversary of the park system. The initial order of 4,000 games was produced and almost half were sold in the first few months of availability. This game has proven to be a promotional gem and after all 4,000 games are sold will return a tidy profit to the system.



***A tournament was held at Charleston Town Center Mall to announce the new West Virginia State Parks Monopoly game.***

### **Hazardous Dams**

The Dam Control Office of the Department of Environmental Protection had declared dams on several areas, including Blackwater Falls, Cacapon Resort and Tomlinson Run state parks, as being hazardous structures. Funding is being sought to remedy these. Moncove Lake work is in progress. As a state statutory requirement, a monitoring and evacuation plan is kept current for each major dam.

### **Flood Repairs**

Once again, flooding and storms caused numerous problems across the park system. Beech Fork, Bluestone State Park, Bluestone Wildlife Management Area, Cathedral, Chief Logan, Coopers Rock, Laurel Lake and other areas were hard hit. Damage was varied in all areas with the loss of footbridges the most common. Kanawha State Forest suffered the worst flooding in its history in November 2003 with damage to trails, bridges, picnic areas, gabion dams and the pond. Blennerhassett Island, which had escaped flooding for almost four years, suffered numerous high water events leaving extensive debris on the island and resulting in the loss of the Randy tugboat which sank after being damaged by an ice jam.



## Individual Area and Section Activity Reports

West Virginia parks, forests, and wildlife management areas differ from those in most other states because of their added role in filling a local recreational niche occupied elsewhere by local government. Local communities in West Virginia often cannot afford to provide the recreational opportunities such as tennis courts, swimming pools, picnic areas and similar items that are a primary responsibility of city and county government in other states, so over the years this function has come to be expected from state government.

Because of this and other factors, requirements for maintaining the individual parks, forests, and wildlife management areas are quite varied. Facilities range from the modern development at parks like Canaan, Pipestem and Stonewall to historical structures dating from the CCC days. Replacement and upkeep of aging infrastructure at various areas is a constant challenge. This section of the annual report will focus mainly on repair issues since the common themes of self-sufficiency, compliance programs, and similar management challenges are described elsewhere.

***Replacement and upkeep of aging infrastructure at various areas is a constant challenge.***

### Audra State Park

The concession stand was renovated with new refrigerator and freezer units. All picnic area steps received new handrails. All park entrance signs were replaced with more attractive, four color signs. The small campground bathhouse was renovated. Survey work was performed for the construction of a new picnic shelter. A cooperative effort between DNR Environmental Resources Section and DEP resulted in the clean up of a large illegal garbage dump.

### Babcock State Park

Phase II of the cabin redecoration project continued and included new dressers, rocking chairs, beds where needed, cookware, etc. Four cabins were upgraded from two-person standard to three-person standard, and two cabins were upgraded from three-person to four-person standards. A major step rebuilding project to all the canyon cabins was completed and staff built steps to cabin 11 which had never had steps due to the difficulty of building on solid rock. The new stairways will provide for the safety of guests and access to the thirteen canyon cabins for years to come. Roof and gutter repairs and painting continued in the cabin areas to preserve their structural integrity. This is an ongoing maintenance program. Cleanup after the late May mini-tornado damage continued through July, entailing major tree cutting in the Manns Creek and Sugar Camp areas of the park.

### Beartown State Park

The major issue continued to be the spread of the hemlock wooly adelgid. Many trees have been weakened by this pest and the amount of sunlight reaching the forest floor has increased noticeably. This has brought about a change in the plant life there with the spread of herbaceous plants in what was formerly a carpet of humus and ferns. Fifteen hemlocks were treated with insecticide in an experimental attempt to save them. Numerous school and family groups were given tours. Routine boardwalk maintenance was done and an underground tank was buried in preparation for the construction of an accessible rest room.

### Beech Fork State Park

The new rest room facility at the day use area was completed, replacing the facility destroyed by fire in 2001. The design and engineering process was begun for a new wastewater treatment facility to replace the existing plant that can no longer support the demand from the new park facilities. Flooding in November 2003 required repairs to

campgrounds and the day use area. FEMA funding paid for gravel replacement in parking lots and playgrounds, electric equipment replacement and other park-wide repairs. A large slip behind Cabin 3 occurred in February 2004 and required costly repair. The cabin and adjacent ones were taken out of service for a month while repairs were made. A number of power surges caused damage to HVAC units in the assistant superintendent's residence and one cabin. American Electric Power replaced 1,400 feet of underground primary electric cable and is scheduled to continue this fall with further upgrades. New grills were ordered for campsites, new picnic tables were constructed to replace those lost in flooding, and the filtration system for the pool was repaired.

### **Berkeley Springs State Park**

In the Main Bathhouse, the interior ceilings and all Roman Bath stalls were painted. The exterior trim above the entrance to the Main Bathhouse was replaced and painted. Bundle tubes were replaced in the boiler at the Old Roman Bathhouse. The Spring House building exterior was refurbished, repainted and new gutters and downspouts were installed. Wiring and electrical upgrades were done at the shop. Hand railings were replaced on the entrance bridge and all other handrails were painted throughout the park. The large park entrance sign on the south side of the park was repaired and painted.

### **Berwind Lake Wildlife Management Area**

Two miles of roadway from War to the lake were paved. The campground was renovated with sites graded and leveled and the ditch lines and culverts in the campground were improved. An ADA sidewalk was poured at the pool shelters, lights were installed in the lake shelter and steps were installed at the new picnic area. A footbridge was built across the creek near the pool, 150 feet of safety fence were installed along the lake trail and new benches were installed. A new paddle boat rental building was built at the dock. The office and pool maintenance buildings were insulated. New entrance signs were installed with the main entrance sign including a scenic picture of the lake. The area hosted the second annual Make It Shine cleanup and fifth annual Kid's Fishing Day.

### **Blackwater Falls State Park**

The observation deck on the Gentle Trail was completed. The RoomMaster computerized reservation system was installed and placed into operation. The cabin renovation project continued with some cabins receiving new countertops, cabinet doors, floor and wall refinishing, rewiring and new light fixtures. The lodge underwent redecorating with the replacement of bedspreads, drapes and lighting fixtures. Over the winter, heavy rains on top of a three foot deep snow pack caused water to flood the Harr Conference Center and required replacing the carpet. The hot tub was repaired with new plumbing and water jet replacement. The pool and hot tub were also painted. Cabin driveways and the parking lot at the lodge and Trading Post were paved.

### **Blennerhassett Island Historical State Park**

After four seasons of no flooding, the park was hit hard with six separate floods and one ice jam through the winter of 2003-2004. The ice jam in January 2004 resulted in damage to the Randy tugboat, causing it to sink. The boat was raised but found to be beyond repair. Flooding in May 2004 resulted in the island being closed the weekend before Memorial Day. The annual deer hunt was called off as the deer population was at a manageable level. Friends of Blennerhassett purchased a new awning for the museum entrance. A museum redecoration project began with painting, window treatments and new lighting for display cases. Two air conditioner condensers were replaced at the museum. The park foundation purchased a new computer and software for managing the artifact collection and funded a part time employee to assist in the inventory and database process. Estimated volunteer service to the park totaled 17,000 hours.

*The observation deck on the Gentle Trail (at Blackwater Falls State Park) was completed.*

### **Bluestone State Park**

The cabin renovation project began with renovations to bathrooms, installation of outdoor grills and addition of televisions to all 26 cabins. Park headquarters was re-shingled and stained. Flooding and ice storms caused a considerable amount of damage to the park but all facilities were opened on schedule for Memorial Day Weekend. Twelve new picnic tables were installed in the picnic shelter.

### **Bluestone Wildlife Management Area**

Flooding was a significant problem this year with incidents in the summer and fall of 2003 as well as the spring of 2004. Much damage resulted in the summer of 2003 which negatively impacted revenue and the fall flood of 2003 hindered hunting season. A make-shift campground was developed around the park office area to accommodate hunters. The spring 2004 flood was 63 feet above normal pool. Visitation and revenues did recover from the negative impacts. Repairs to campground roads and other areas were done with assistance from the Wildlife Resources Section and the WVDOH.

### **Cabwaylingo State Forest**

New men's and women's barracks were constructed at the group camp, each accommodating 54 people in new bunk and single beds. Three mini-decks and an ADA ramp were built at the group camp kitchen. Many forest structures were painted, including the Bonnie Watts shelter, group camp bathhouse, maintenance buildings and residence. New bed frames, mattresses and box springs were installed in 13 cabins and several new ovens and refrigerators were installed as well. The group camp parking area, office parking, picnic area parking and pool road were graveled. Footbridges were built in the campground and picnic areas. Several logs were replaced on the CCC era cabins. Dangerous trees were cut in several areas. The forest hosted the 8<sup>th</sup> annual Stream Clean with assistance from local and distant volunteers.

### **Cacapon Resort State Park**

Lodge upgrades continued with installation of new carpet and tile, new heating controls, parking lot lighting and replacement of mattresses and box springs. Several lodge room bathrooms were renovated. Cabin improvements included new HVAC systems in several cabins, furniture upgrades, kitchen renovations and bathroom renovations. The lodge front desk was upgraded to accommodate the new computerized reservation system which was put into operation and provides computerized room management and online Internet reservations. The restaurant received new equipment. New rocking chairs were added to the lodge porch and were also made available for purchase.

### **Camp Creek State Park**

A new equestrian campground was under construction for the duration of the reporting period. This facility, designed to accommodate guests who wish to bring their own horses for trail riding, is the first of its kind in the parks system. Flooding destroyed much of the work already completed, delaying the opening to later in calendar 2004. The Mash Fork campground check-in station was enlarged to accommodate expanded operations and gift items. A new map and trail guide was developed for the park. The November 2003 flooding damaged much of the equestrian campground, destroyed several campsites in the Mash Fork and Blue Jay campgrounds and did damage to the rest of the park. Much effort was spent repairing the damage and restoring the park.

### **Canaan Valley Resort State Park**

The primary electric service was replaced to lodging units 3, 4 and 5. A new concrete walkway and canopy were installed between lodging units 1 and 2. A new water

*A new equestrian campground (at Camp Creek), designed to accommodate guests who wish to bring their own horses for trail riding, is the first of its kind in the parks system.*

well was drilled to provide dependable water supply. A fiber optic cable line was installed to the lodge and cabin facilities. An addendum to the license agreement was signed removing the stipulation for an additional 9-hole golf course and agreeing that the money that would have been spent for the course will be used for a new irrigation system for the existing golf course, lodge sidewalk repairs, a pavilion over the ice rink, a 250,000 gallon water tank, new doors and locks for all lodge rooms and cabins, new snow making equipment, and ponds and renovations to the golf course rest rooms, campground bathhouse and a new roof on the pro shop.

### **Carnifex Ferry Battlefield State Park**

The expansion of the sign shop was completed and included 600 feet of underground electric service. A modern computerized routing system was received for sign making. The park hosted the bi-annual Civil War Weekend, which drew more than 2,000 visitors.

### **Cass Scenic Railroad State Park**

A major effort to re-shingle park buildings began, with the depot, nine porches, 14 houses and the barber shop completed this year. Two porches were rebuilt and six houses had interior renovations completed. Renovation to the Masonic Lodge was completed with new wiring, insulation, plumbing, tile and sheetrock, trim, painting a new roof and drainage and landscaping done. Two additional houses were opened for rental and a third was insulated for year-round operation. A house was selected to serve as the park headquarters and renovations began, including extensive foundation work, a new roof, HVAC system, plumbing and electrical upgrades and full insulation. The restaurant kitchen was upgraded for Health Department recommendations. Cleanup and disposal of old ties and culverts were completed along the rail lines. Signs were repainted and the park signage system was overhauled with some signs removed and new ones installed. The Western Maryland Shay #6 and Heisler #6 locomotives were returned to service after renovations. The park now has five operational locomotives, the most in a decade. Several new events and activities were inaugurated this year, including a Spruce excursion train, Murder Mystery Train, caboose daily and overnight rentals and rental of the Bald Knob fire tower cabin.

*(Cass Scenic  
Railroad State)  
Park now has five  
operational  
locomotives, the  
most in a decade.*

### **Cathedral State Park**

The rest rooms were upgraded to ADA standards including new stalls, grab bars, sensor faucets and angled mirrors. A new door was installed on the supply room. Two footbridges damaged by flooding were replaced with assistance from Blackwater Falls staff. A snow damaged picnic shelter was removed. The park received a new National Natural Landmark plaque.

### **Cedar Creek State Park**

Work continued on the campground expansion and was just shy of completion by the end of the fiscal year. Staff constructed a new woodshed to replace the one destroyed in a February 2003 ice storm. Construction also began on a new maintenance area storage building. The assistant superintendent's residence bathroom was renovated. The Engineering Section repaired the underground electric service near the group camp, poured several yards of concrete and completed stream bank stabilization at two areas in the campground. Picnic shelter #2 was renovated with new gutters, access road improvements and a new billet over the grill near the shelter. Repairs were made to the fishing pond dikes, new grills were installed throughout the park, a surplus DOH snowplow was adapted for the four wheel drive tractor and a cab was built for the riding mower to protect the operator. The fishing ponds were stocked with grass eating carp to help alleviate the aquatic weed problems there and the results are positive.

### **Chief Logan State Park**

New playground equipment was installed at two playgrounds. Two bridges received new log support beams and railings. The conference center was dedicated and renamed. The conference center lounge was renovated and a gazebo was built. The fishing pond was completed, filled and stocked prior to opening to the public. Park employees completed wastewater and sewage treatment classes. Construction began on the National Wild Turkey Federation Trail that will connect the main park to the conference center. The park hosted the annual Spring Wildflower Hike, Civil War Reenactment, Shawnee Living History Trail and Christmas in the Park 2003.

### **Coopers Rock State Forest**

The forest suffered significant damage during a series of heavy thunderstorms in July 2003. Numerous hiking trail footbridges were either damaged or destroyed and extensive repairs were done. A new two car garage was built at the assistant superintendent's residence to alleviate a severe storage shortage. The forest hosted the annual Morgantown Track Club 10K road race and the group volunteered to re-roof one of the picnic shelters as a thank you.

### **Droop Mountain Battlefield State Park**

The park hosted the usual influx of tour groups and family reunions. All 33 issues of The Cannonball, the CCC Camp Price newsletter, were discovered on microfilm at the Center For Research Libraries. This major discovery provides a treasure trove of information on the early history of the area as the newsletter was published twice a month during the early 1930s. New interpretive signs were ordered. Hiking trails and culverts were cleared often during the stormy summer season. The museum underwent a major cleaning and repainting with all historical artifacts stored in the meantime. The park hemlock trees were under severe strain from the wooly adelgid and 15 trees were treated with systemic insecticide in an attempt to save them.

### **Greenbrier River Trail**

Three new campsites were built at mileposts 28, 64 and 78, to bring the total number of campsites on the trail to twelve. Split rail fencing and hitching rails were installed on four campsites to accommodate horseback riders. The trail surface was improved with eight miles surfaced with crushed limestone, four culverts were replaced, a major slip was repaired at Sharp's Bridge, and 35 miles of trail was graded and rolled. Ten miles of drainage ditch were cut alongside the trail. A parking lot was constructed at Cass, extending the trailhead one half mile. Two smaller parking areas were built in other locations. A large dump site near the Cass trailhead and four other locations were cleaned up by the WV Division of Environmental Protection. Six information kiosks, two map boxes and nine benches were installed along the trail. All pit toilets were painted. The WVDOH installed pedestrian crossing, street and directional signs related to the trail at various locations. Staff installed additional signs near Cass and Caldwell.

### **Greenbrier State Forest**

Staff completed the window replacement project with the replacement of the casement windows in the final two cabins. Shelter 1, the exterior of two cabins and the superintendent's residence received a new coat of stain. New shower controls were installed in 12 cabins, and rocking chairs, made by a West Virginia craftsman, were purchased for all of the cabins. One hundred feet of sewer line serving Cabin 3 were replaced. A group of archery enthusiasts volunteered to refurbish the archery range. The staff made repairs to the swimming pool filter system and successfully undertook the task of replacing the wading pool concrete curb, which was crumbling after years of use.

*Construction began on the National Wild Turkey Federation Trail that will connect the main park (at Chief Logan State Park) to the conference center.*

The Annual Show-Me Hike, Greenbrier County Boy Scout /Girl Scout Day Camp and the Civil War Re-enactment of the Battle of White Sulphur Springs were hosted by the forest. The forest demonstration area was renamed the Carl A. Lucas Memorial Smallwood Lot Demonstration Area in memory of the long-time district forester.

### **Hawks Nest State Park**

Restoration of the golf course continued to be the major project for the park. Three greens were rebuilt and 15,000 square feet of bentgrass sod laid. The previously established fairways and tees were grown in over the year. New golf equipment was purchased, including fairway mowers, greens harvesters, aerators and reel mowers. Renovations to the lodge continued with new plush top bedding, new bedspreads and queen size beds in two rooms. Seven sliding glass doors were replaced. The new computerized reservation system was installed and brought on line. The tramway electrical systems continued to be balky and require numerous repairs that are more complicated than ever as replacement parts are no longer made and new parts have to be modified. Winter dinner theater events continued to be popular with seven being completely sold out.

### **Holly River State Park**

Improvements continued to cabins as the redecoration project progressed and included installation of new kitchen cabinets and countertops, electric baseboard heaters, fluorescent light fixtures above kitchen sinks and boxing in the loft areas with tongue and groove lumber. Stainless steel chimney hoods were installed on all cabins. New pedestal style grills were installed at each cabin along with new garbage can holders. Electric HVAC units were installed in the office/restaurant building. A new footbridge was constructed on Nature's Rock Garden Trail. The old fuel oil hot water heating system was removed from the swimming pool bathhouse and replaced with two electric 80 gallon water heaters. A second sewage dump station was created in the campground connected to the treatment plant. The park foundation received a grant from the WVDOH to construct a boardwalk, staircase and overlook to the Upper Falls. Park staff and volunteers completed the construction of this project.

### **Kanawha State Forest**

Construction of the new assistant superintendent's residence progressed well with major construction completed by the end of the fiscal year. In November 2003 the forest suffered the worst flooding in its history with major damage to bridges, gabion dams, trails and the pond. FEMA funds were received to rebuilt footbridges, the WVDOH was contracted to rebuild the vehicle bridge to the pool parking area and staff rebuilt one gabion dam and dredged silt and debris from Ellison Pond. Davis Creek trail was rebuilt in several areas and construction of the new Middle Ridge Trail continued. All trails were cleared of fallen trees and brush. The forest hosted special events, including the annual wildflower hikes, a sanctioned mountain bike race and several ultra runs.

### **Kumbrabow State Forest**

Fireplace brick and hearths were rebuilt in two cabins. All cabin floors were refinished. Erosion around the campground low water bridge was repaired. Precast stone veneer was installed on the cinderblock foundation of the accessible cottage and the cottage also received improved drainage, a new flagstone walkway, yard barrier stones and improved parking. The accessible cabin was day lighted to allow for grass to grow and prevent moss build up on the roof. Three cabins received new furniture and cookstoves. Additional lighting was installed in two cabins. Four miles of forest-owned power line right of way were sprayed and cleared. The cabin supply building was reorganized and a new cabin cleaning system put into operation.

***In November 2003 (Kanawha State Forest) suffered the worst flooding in its history with major damage to bridges, gabion dams, trails and the pond.***

### **Laurel Lake Wildlife Management Area**

Grills were purchased and installed at four picnic shelters. The rest room building was painted inside. A new sign was installed to direct visitors to the park. The flagpole was painted and a new flag purchased. Plans and specifications were developed for replacing the swimming pool bathhouse.

### **Little Beaver State Park**

Work continued on the campground with completion of all water lines, underground electric service to buildings and construction of the bathhouse ready for the roof. Campsites and roadways were graveled and turf areas were hydroseeded. Wind storm damage to the picnic area rest room was repaired. Bridges and shelter roadways were damaged by spring flooding and repairs were made with two bridges being completely replaced. The roadway around Redden Cemetery was completed.

### **Lost River State Park**

Extensive water line replacement and repairs were done at several cabins. A new ADA parking lot was built at the upper picnic area. Cabin kitchen renovations were done in six cabins and included replacing countertops and sinks. A new deck was built on Cabin 14. The Big Ridge shelter was disassembled to prevent further deterioration and will be rebuilt in the future. The office electrical system was upgraded. A playground unit was installed and park signs were painted.

### **Moncove Lake State Park**

The site for the new superintendent's residence was prepared and the new residence brought on site. Electric, water and sewer connections were made to the residence. Interior work was completed, insulation was installed under the house and a deck was built. A new dusk-to-dawn light was installed at the boat dock. All buildings in the park were painted. A lift station pump was repaired, water lines were replaced at the water plant and the dump truck was repaired after an accident. A culvert was installed at the picnic area to alleviate drainage problems. The park foundation's annual Kid's Fishing Derby drew approximately 400 participants.

### **North Bend Rail Trail**

Work included installation of several culverts and repairing of drainage problems. A larger portion of the trail right-of-way was cleared than in past years. New signs were installed and trail barriers were painted. Local communities and adjacent property owners were a great help in keeping sections of the trail bordering their areas mowed and cleared of litter.

### **North Bend State Park**

Lodge and cabin renovations continued throughout the year. New beds and mattresses were installed in many lodge rooms. The cabins received new kitchen cabinets and air conditioner systems. Electric room heaters were replaced with forced air gas furnaces. Dining room tables and chairs were refinished and the cabins also received new shades and drapery. The park switched to the new computerized reservations system with on line reservations. A new woodshed was built for storing cabin and campground firewood. The second floor fire escape on the lodge was rebuilt for guest safety.

### **Panther State Forest**

Staff again spent many hours recovering from the May 2002 and February 2003 floods. In addition, water fountains were installed, frost proof water hydrants were installed and all picnic areas received potable water service. The swimming pool bath-

*Bridges and shelter roadways (at Little Beaver State Park) were damaged by spring flooding and repairs were made with two bridges being completely replaced.*

house was re-roofed and painted inside. New seamless gutters were installed on the bathhouse and the main storage building. New garage doors were installed at the maintenance shop to replace those damaged in the 2002 flood. The flood-damaged septic system at the office was also replaced.

### **Pinnacle Rock State Park**

A metal handrail was installed along the overlook trail and treated steps were installed to the overlook. New gates were installed at the shelter. The shelter parking lot was sealed. Two old homesites, three outbuildings, power line right of way and six illegal trash dumps were removed and the areas reclaimed. A new two mile long trail was completed. The picnic shelter was rewired, the office renovated and an interpretive room built.

### **Pipestem Resort State Park**

Upgrading of the cottage bathrooms and kitchens was complete after a six year effort. Six additional lodge rooms at Mountain Creek received bathroom upgrades, including new tub surrounds and lighting. New carpet, drapes and bedspreads have been installed in all 143 lodge rooms. New drapes were also installed in all 26 cottages. Five cottages received new roofs. Two new chiller units were put into service at McKeever lodge, greatly improving the cooling efficiency for this structure. Nine lodge rooms were renovated to upgrade the bathrooms and air handling units. One room was completely remodeled into a business travelers room with new furniture, computer access, king size bedding, work station and improved lighting. An outdoor hot tub was installed on the outside deck at the indoor pool facility. Several cottages, portions of McKeever Lodge and the Recreation Center/Par 3 Pro Shop were painted. The McKeever Lodge front desk area was renovated with a new customer service counter, work station and wallpaper. The new computer reservations system was brought fully on line.

*Upgrading of the cottage bathrooms and kitchens (at Pipestem Resort State Park) was complete after a six year effort.*

### **Plum Orchard Wildlife Management Area**

Staff replaced drainage lines around the office and residence to eliminate areas with standing water. The electric service to the residence was repaired and properly grounded. Additional dusk-to-dawn lighting was installed around the parking area to improve security. Area boundaries were cleared, marked and "No ATV" signs were installed.

### **Prickett's Fort State Park**

The steps to the fort were repaired. The visitor's center and rest rooms were painted. A new 600 amp electrical service was installed to serve the barn and amphitheater. The road to the barn and amphitheater was repaired. The walls of the log barn were repaired and the inside was remodeled with drywall and new lighting.

### **Seneca State Forest**

New draperies were installed in all cabins, replacing the lightweight curtains and troublesome window shades. Extensive roof repairs were done to Cabin 5 with several deteriorated rafters, sheathing and shingles being replaced. The area around the chimney was modified to prevent the damage from recurring. The cabin has a cathedral ceiling so the work had to be matched to the original interior surface as closely as possible. The kitchen in Cabin 7 was completely gutted with new tongue and groove pine replacing the paneling, new cabinets were installed and the walls and floor were refinished. Four large maintenance buildings were re-shingled at the forest office area. A boundary dispute on Michael Mountain resulted in the state relinquishing any claim to the property that includes the historic fire tower site, part of the access road and part of Crestline Trail. A devastating ice storm in February 2004 resulted in a major cleanup effort.



### **Stonewall Jackson Lake State Park**

The new resort facilities completed the first full year of operations with lodge occupancy as high as 80 percent in October 2003. Guest comments remained positive and word of mouth brought increased conference and traveler business. Construction began on the new golf course clubhouse and restaurant which provide scenic views of the lake and park and provide another major dining facility to compliment the lodge restaurant. The resort developer contracted MountainMade.com to establish a gift shop at the lodge specializing in West Virginia made arts and crafts. The resort purchased an excursion boat that can accommodate 66 for dinner and 125 for sightseeing tours of the lake. A new dock and trail network were developed at the lodge for access to the boat. Additional walking trails were constructed at the lodge area, a new boat dock was installed and rental kayaks, canoes and paddle boats were added. The resort also purchased a shuttle bus for use in transporting guests around the park.

### **Tomlinson Run State Park**

The park added two new features to the rent-a-camp: yurts, which are round tent structures over lattice work frames with skylights and lockable doors. These units also have wood floors and porches. New playground equipment was installed in the campground area. The park foundation and other donors funded the purchase and installation of new benches. Thirteen new fire rings were installed in the campground.

### **Tu-Endie-Wei State Park (Point Pleasant Battle Monument)**

The ADA upgrades were completed on the rest rooms. A weather shelter was constructed over the rock petroglyph. Renovations began on the concrete sidewalks and new lighting for the statue. Trees were planted in several areas and the park suffered from several high water events.

### **Twin Falls Resort State Park**

Staff completed the cottage renovation project with the completion of Cottage 6. These renovations included all walls, flooring, kitchen cabinets, bathroom fixtures and outdoor decks. The grounds maintenance building and Shelter 3 were re-shingled. Eleven lodge rooms were renovated, which included painting the rooms and totally redoing the bathrooms, including replacing the ceiling, walls, floors, tubs and other fixtures. All mattresses in the lodge and cottages were replaced. Ten lodge rooms were re-carpeted. The Pro Shop was renovated with new carpet, doors, windows and bathroom tile. Two new hiking trails were built. Several raccoon-proof trash can holders were built for the cottages and campground.

### **Tygart Lake State Park**

The park continued with extensive lodge and cottage renovations. In the lodge, all curtains, mattresses, pillows, and bed frames were replaced. Two lodge rooms were upgraded with king size beds and new sleeper sofas. All other rooms had the beds upgraded from full to queen size. The cottages received similar improvements. Other improvements to the cottages included new lampshades, several new exterior doors, new appliances including refrigerators and stoves, and floor refinishing. The lake view from Cabin 9 was improved by clearing underbrush and trees. The lodge sidewalk was replaced, minimizing the step from the parking area to the sidewalk and eliminating the step from rooms to the sidewalk. The area was also landscaped. The park roadsides were cleared of brush and low hanging limbs to allow larger recreational vehicles to travel the roads without problems. The restaurant received new appliances to replace equipment dating to the park's opening. The park also switched over to the new computerized reservation system.

***Stonewall Resort purchased an excursion boat that can accommodate 66 for dinner and 125 for sightseeing tours of the lake.***

### **Valley Falls State Park**

Parking areas at the shelters and railroad bridge were expanded to accommodate more vehicles. A swing set was installed to replace one destroyed in last year's wind-storm. Picnic area turf was renovated with low spots filled and seeding. Several park signs were replaced. A new culvert was installed below the office and the ditch along the road from Rock Lake to the office was rip-rapped.

### **Watoga State Park (Includes Calvin Price State Forest)**

Kitchen and bathroom renovations in cabins continued with four modern and one standard cabin completed. Other cabin improvements included rebuilding flagstone porches, varnishing floors, replacing sewer lines, and installing new microwaves, cots, refrigerators and ranges. New sidewalks, curtains and furniture were also added. New electric pedestals were installed at 19 additional sites in Riverside Campground. Contractors installed a new sewage lift station at the lower Riverside bathhouse and sand-blasted, primed and painted the 10,000 gallon water reservoir. A fence was installed around the swimming pool, the CCC museum was repaired and painted, and the DOH installed a new, larger culvert in Pine Run to alleviate problems with flooding during heavy rains. The DOH also paved areas of the park roads. On Calvin Price State Forest, new entrance signs were installed, a gate was installed to improve hunter parking at the air strip and the timber sale continued throughout the year.

### **Watters Smith Memorial State Park**

Log replacement was done at the historical cabin and on both porches. The Oak Ridge Shelter and pool bathhouse were re-roofed. Fence posts were replaced along Duck Creek Road. The Activity Building was painted inside and both fireplaces were grouted. The pool, bathhouse and signs were painted. Water line repairs were made at the Pioneer Shelter and Gift Shop.

### **Planning/Engineering/Maintenance Section**

Following is the status of Planning, Engineering and Maintenance Projects from July 1, 2003 to June 30, 2004.

#### **1. The following construction projects were completed between July 1, 2003, and June 30, 2004.**

- Babcock – Dam Monitoring Well Repairs
- Beech Fork – Cabin No. 3 Slip Repairs
- Beech Fork – Picnic Area Restroom
- Beech Fork – Picnic Area Restroom Sidewalk
- Berkeley Springs – Spring House Renovation
- Blackwater Falls – Lodge Parking Paving
- Blennerhassett Island – Transformer Tower Replacement
- Cabwaylingo – Group Camp Landings/Steps/Ramps
- Cacapon – Lodge Electric Improvements
- Cacapon – Swimming Area Sewer Extension
- Cacapon – Water Line Replacement
- Canaan Valley – Lodge Fire Alarm Improvements
- Canaan Valley – Water Well Extension
- Cass – Depot Roof Replacement

- Cathedral – Water Well Treatment
- Cedar Creek – Campground Electric Repairs
- Chief Logan – Conference Center Gazebo
- Chief Logan – Conference Center Wall Repairs Behind Ice Machine
- Greenbrier River Trail – Paving
- Greenbrier River Trail – Slabtown Trail Head
- Hawks Nest – Golf Cart Paths
- Kanawha – Bridge Flood Damage Replacement
- Kanawha – VoTech Residence
- Lost River – Electric Improvements
- Moncove Lake – VoTech Residence
- Panther – Sewage Treatment Plant Flood Damage Repairs
- Pipestem – Lodge Cooling Tower Replacement
- Pipestem – Recreation Building Structural Repairs (Engineering)
- Pipestem – Tram Gear Box Repairs
- Prickett’s Fort – Electric Service Improvements
- Tomlinson Run – Master Plan
- Tygart Lake – Lodge Concrete Replacement
- Watoga – Riverside Lift Station Repairs
- Watoga – Riverside Water Tank Painting

**2. The following projects were under construction as of June 30, 2004.**

- Cabwaylingo – Group Camp
- Cacapon – Water Well # 4 Extension
- Canaan Valley – Lodge Sewer Line Replacement
- Canaan Valley – Platform Building Replacement (demolition)
- Cedar Creek – Campground
- Hawks Nest – Boat Dock Replacement
- North Bend – VoTech Cabin
- Stonewall – Lodge, Etc. (Golf Clubhouse)
- Tomlinson Run – Lift Station Repairs
- Tu-Endie-Wei – Monument Repairs

**3. Bids were being solicited but purchase orders or notice to proceed not yet issued as of June 30, 2004.**

- Babcock – Reservoir Replacement
- Blackwater Falls – Boardwalk Replacement
- Bluestone – Pool
- Cass – Water tank Replacement
- Chief Logan – Lodge
- Greenbrier River Trail – MP 62 Slide Repair
- Greenbrier River trail – Slabtown Parking (Paving)
- Hawks Nest – Tram Repairs
- Lost River – Sewer Extension (Re-Bid 2)
- Moncove Lake – Lift Station Replacement
- North Bend – VoTech Cabin (moving)

4. Plans and specifications were being prepared for the following projects as of June 30, 2004.

- Beech Fork – Sewage Treatment Plant Replacement
- Berkeley Springs – Main Bathhouse Improvements
- Berwind Lake – Pool Repairs
- Blennerhassett Island – Mansion Air Conditioning Improvements
- Blennerhassett Island – Mansion Roof Replacement
- Cabwaylingo – Group Camp Kitchen
- Camp Creek – Reservoir Replacement
- Canaan Valley – Cabin/Ski Area Sewage Treatment Plant Improvements
- Canaan Valley – Platform Building
- Carnifex Ferry – Restroom
- Cass – Clubhouse Renovation
- Cass – Leatherbark Reservoir Dredging
- Cass – Shop Roof Repairs
- Cass – Whitaker Water Improvements
- Chief Logan – Amphitheater Seating Replacement
- Chief Logan – Museum Roof
- Chief Logan – Park Road
- Chief Logan – Recreation Center
- Hawks Nest – Tram Engineering Study
- Laurel Lake – Pool Bathhouse
- Moncove Lake – Dam Improvements
- Panther – Pedestrian Bridge
- Panther – Superintendent’s Residence
- Pipestem – Lodge Boiler Replacement
- Pipestem – Lodge Parking Extension
- Pipestem – Miniature Golf Improvements
- Pipestem – Tram Engineering Study
- Twin Falls – Lodge Expansion
- Twin Falls – Recreation Building Structural Repairs (Engineering)
- Tygart Lake – Lake Erosion Protection (Corps of Engineers)

5. **The following projects are currently under construction by the Engineering Section construction crews:**

- Moncove Lake – VoTech Residence (interiors)
- Tomlinson Run – Tennis Court Demolition

6. **The following projects are scheduled to be constructed by the Engineering Section construction crews:**

- Audra – Picnic Shelter
- Beech Fork – Lake Erosion Protection
- North Bend – VoTech Cabin (interiors)
- Twin Falls – Golf Course Flood Damage Repairs (sand traps)

## Community Work Experience Program (CWEP)

In calendar year 2003 this program provided the following benefits:

- 20 participants for 6 state recreation areas.
- 6,491 hours of maintenance, crafts and general service work.
- \$33,427.36 of federal funds.

## Programming, Promotions and Public Information Section

The state park programming staff consists of an administrator who serves as a resource for park personnel in the area of event planning, nature/recreation program, advertising, marketing and interpretation as well as scheduling and coordinating printing and distribution of park brochures; a part-time marketing specialist who handles media contacts, press releases, public information and assists with advertising placement; and a part-time clerk who assists with statewide programs such as the Very Important Parks Person (VIPP) program and the Hiking West Virginia program. A full-time graphic designer develops and designs all brochures, public information and advertising. The staff photographer maintains and updates photo files. The webmaster maintains and develops the park Web site at [www.wvstateparks.com](http://www.wvstateparks.com).

Through the nature and recreation programs held at state parks and forests, guests and visitors are stimulated to develop an appreciation and awareness of the natural environment. This understanding of natural resources and their importance in our daily lives leads to a commitment to the management and conservation of those resources. Education through these weekly programs is a key element in the motivation to protect and support West Virginia's natural areas. Nature and recreation programs also provide opportunities for recreational activities and entertainment in state park or forest settings. These dynamic programs are evaluated and adjusted so that they may always meet the goals of the nature and recreation program. By hosting special events and entertainment, the mission to satisfy guests and to promote a positive image is fulfilled. There were more than 200 special events held in fiscal year 2004. Summer attendance figures indicate that 85,528 visitors enjoyed the summer programs. Total attendance to programs for the year was approximately 135,749 visitors.

Volunteers play an important role in West Virginia State Parks. They may act as campground hosts, golf course starters, hike leaders, work at a museum or be a member of a park foundation. During 2003, volunteers recorded 41,377 hours in West Virginia state parks with Blennerhassett leading with 16,294 volunteer hours.

The Programming Section also provides information on special events, discounts, and park news to various media throughout the state. It responds to media requests for information and offers materials, photos, and story ideas. Many contacts have been made and several article opportunities have been identified.

This year, the Programming Section produced a campaign to announce scheduled changes and new opportunities at Cass Scenic Railroad State Park that included media packets on compact disks. These disks have been circulated to media in pertinent areas. Information provided in these compact disks renders useful material for news stories.

Facts on news and events are also available on the state parks and West Virginia Division of Tourism Web sites. This provides easily accessible data to a wide audience. Materials are updated frequently to ensure that the public and news media receive current information.

***There were more than 200 special events held in fiscal year 2004. Summer attendance figures indicate that 85,528 visitors enjoyed the summer programs. Total attendance to programs for the year was approximately 135,749 visitors.***

A newsletter published for the employees of West Virginia State Parks provides information and updates on numerous park related topics. It is distributed to all park personnel and retirees and aids in familiarizing readers with applicable issues.

The state park advertising plan for 2003-04 by Charles Ryan and Associates co-ops with the Division of Tourism plan. Advertising is financed by video lottery and lottery funds. These dollars are used to print brochures, individual and general park advertising, travel show participation, and promotional items. While ads are placed year-round, the ad plan focuses on the off-season of September through April.

**While ads are placed year-round, the ad plan focuses on the off-season of September through April.**

The graphics design office produces all promotional items and artwork for the entire system, including brochures, advertisements, flyers, programs, posters, and Web art. The primary objective of this office is to design and maintain a pleasing and consistent public image for the park system. During the past fiscal year, the graphics design office produced more than 165 publications, including a new look for the parks' general brochures, and 167 advertisements.

The State Parks Web site ([www.wvstateparks.com](http://www.wvstateparks.com)) continues to be a means of promoting and increasing visitors and overnight guests to most state parks and forests.

The home page displays current and upcoming special events, packages and discounts, and new projects or information. This past year, a cabin availability page was developed that provides guest cabin vacancies at each cabin parks. Superintendents saw occupancy increase as a result of this page. A "lodging deals" page was created to give continual spotlights to any lodging discounts or packages available at any state park or forest. Information such as the closing of the Blackwater Falls boardwalk for repairs was announced and displayed.

There was an abundant increase in the number of recipients to the monthly newsletter, which now totals more than 5,600 email addresses. It remains to be a favorite source of information for those wanting to keep up with upcoming events and especially the discounted packages and coupons available.

Two new tools were added to promote and increase Web site visitors. The first is the *electronic postcards* feature. Several photos were displayed of all seasons at various state parks and forests. A site visitor may choose from any photograph and send one to as many friends and family as he or she may wish. The recipient will be sent an e-mail informing them that they have a postcard with a message waiting for them at [www.wvstateparks.com](http://www.wvstateparks.com). In essence, this feature turns one visitor into two visitors instantly and with no effort or expense on a daily basis from park staff. The e-postcard feature can be found as a link on every page throughout the site. The second feature is the *Send this page to a Friend* option. This feature allows a site visitor to instantly, through e-mail, send a specific page and/or coupon to one or many other friends or family. The recipients must visit [www.wvstateparks.com](http://www.wvstateparks.com) in order to see the page that the friend sent them. This tool is found throughout every page on the Web site as well as being highlighted in other places on pages with discounts or upcoming events information.

Throughout the summer of 2004, a specific page was posted to allow for persons to search for cabin availability throughout the lodge and cabin parks and forests. This was done in effort to diminish the notion that state parks are "always booked." Each week, the cabin parks and lodge park send an email update with cabin availability numbers for

the upcoming and remaining summer weeks. According to monthly hit reports, this page was a top choice of Web site visitors. It also may prove to be helpful to cabin rental numbers.

The Web site is promoting the 75<sup>th</sup> Anniversary of the State Parks system and is offering downloadable applications for the Photo Contest. Throughout the month of July, 1,400 site visitors downloaded a copy of the photo contest rules and entry forms.

In addition to the above, the following list of items show Web success in 2004:

- Continued to promote contest for park overnight giveaways
- Added video clips from the Traveling West Virginia series from WCHS-TV 8 to main site as well as individual park and forests sites
- Online reservations for all lodge parks completed and online
- Prominent display of change to reservations policy in 2 years
- More animation to graphics added throughout site
- Geocaching promoted and updated as an activity in state parks
- Purchase of Content Management Software to enable more efficient posting and displaying of information across all sites
- Paid search engine placement to promote cabin rentals throughout summer season

# PUBLIC INFORMATION OFFICE

## HOY MURPHY, PUBLIC INFORMATION OFFICER

The DNR Public Information Office was established in 1986 to provide a strong, unified public voice for the Division of Natural Resources and to facilitate improved communications within the Division. The public information officer (PIO) reports to the director, writing speeches and remarks for him as required, and acts as the official DNR spokesperson for news media inquiries. The PIO also works with the governor's office to coordinate announcements relating to DNR projects.

### Media Contacts

The PIO serves as the central point for media inquiries about DNR's many activities. Information for the general public is made available through news releases distributed through fax transmissions to news organizations throughout the state and interested news organizations in surrounding states.

Copies of the releases are mailed to an extensive list of free-lance outdoors writers and magazines targeted towards hunters, anglers, and outdoors recreationists. In 2000, an e-mail subscription list of subscribers was established in which news releases are sent to reporters and others interested in DNR activities. This year the list included nearly 500 subscribers.

These news releases also are posted on the DNR Web site ([www.wvdnr.gov](http://www.wvdnr.gov)), where they are archived and remain available for review. In addition, numerous personal contacts are made with individual reporters in the promotion of events such as Earth Day, Adopt-A-Highway Cleanups, Hunters Helping the Hungry, and the West Virginia Celebration of National Hunting and Fishing Day.

### Freedom of Information Act

The PIO is the designated contact for all Freedom of Information Act requests directed to the Division. FOIA requests are received frequently from the public requesting information about DNR and its many activities. Nearly 50 FOIA requests were received during the past year.

### Publications

The PIO sometimes reviews DNR-related publications from the different sections prior to printing and distribution. *Wonderful West Virginia* magazine is proofread twice monthly during various stages of production by the PIO to improve accuracy of content, spelling and grammar. This office also is responsible for compiling information for and designing the annual report using computer desktop publishing.

### DNR Employee News

The PIO is responsible for writing, designing and publishing the twice-monthly *DNR Employee News*, which is included in each agency paycheck envelope. In 1993 the addition of desktop publishing capability made possible an attractive redesign of news releases, the DNR employee newsletter, and other brochures, flyers, and publications. In 2003 the employee newsletter was redesigned for easier reading and to include more information. A digital scanner and digital camera have been purchased to make additional improvements in the quality of publications produced by the Public Information Office.



### **“Your DNR” Television Program**

Since March 1993, the Public Information Office has been in a partnership with the Video Services department of the West Virginia Library Commission to produce a weekly half-hour program entitled “Your DNR,” which features interviews with division personnel to promote and explain DNR activities and policies. The program is seen three times each Wednesday on Charter Communications cable systems throughout West Virginia, Ohio, Kentucky, and Virginia. In 2003 “Your DNR” was chosen by Marshall University to be part of its campus television programming.

### **Association for Conservation Information**

In 2003 the PIO was elected to the board of directors of the Association for Conservation Information (ACI) at the organization’s national conference held in New Orleans, Louisiana. About 150 conservation information representatives from state, federal and private wildlife organizations attended for five days of workshops, seminars, and the awards ceremony for excellence in conservation communications.

### **The State Fair of West Virginia**

The PIO heads DNR’s State Fair of West Virginia committee, comprised of representatives from each section, which plans and implements the agency’s display at the State Fair held each August in Lewisburg, West Virginia.

In 2003, the DNR display won first place in the category of “Best West Virginia Building Exhibit” for the fourth year in a row, designing its presentation for the fair theme of “It’s Summer! It’s Sweet! It’s Fair Time!” Thousands of copies of DNR brochures and promotional items were distributed.



### **DNR Web Pages**

Information about hunting, fishing, wildlife watching, state parks, environmental education, law enforcement and all news releases are available on the DNR Web page at [www.wvdnr.gov](http://www.wvdnr.gov), and that information is updated on an almost daily basis.

Trout stocking reports are posted daily during the stocking season in the late winter and spring months, and these postings receive the second highest number of views on the State Government Internet server.

Each Wednesday a report on the fishing and hunting conditions from around the state are posted on the Web site.

Other agency Web sites include State Parks at [www.wvparks.com](http://www.wvparks.com) and *Wonderful West Virginia* magazine at [www.wonderfulwv.com](http://www.wonderfulwv.com), both of which provide information and opportunities to purchase merchandise and subscriptions online. Hunting and fishing licenses can be purchased through a secure server at [www.wvhunt.com](http://www.wvhunt.com) and [www.wvfish.com](http://www.wvfish.com), and they can be printed out on the purchasers home computer printer, providing exceptional customer service.

### **Other Responsibilities**

In 2003-04 the PIO represented DNR on the Building 3 Emergency Evacuation Team, the national Association for Conservation Information, and the Hunter Safety Public Service Announcement program sponsored by the U.S. Fish and Wildlife Service. The PIO is part of DNR’s legislative team, collecting and tracking bills relevant to DNR on a daily basis and distributing them to each section during the legislative session each year.

# REAL ESTATE MANAGEMENT SECTION

JOHN M. WITHERS, CHIEF

The Real Estate Management Section serves the Division and the State in many capacities. Two primary responsibilities are: the supervision and administration of the Division's land acquisition and real estate title documents program and the administration of the Public Land Corporation. These main functions involve the acquisition, exchange, transfer or disposal of land and improvements. They include the organizing and archiving of the real estate title documents for the Division and many other state agencies and the everyday administration of the real estate title once lands are acquired.

## Land Acquisition

The acquisition function is accomplished by purchase, lease, condemnation, donations, bequests, and exchanges. It involves various procedures such as: the collection of legal data from county courthouse records; negotiations with property owners to obtain leases and/or options to purchase; detailed physical inspections of all types of real estate; the preparation of analytical narrative appraisal reports of fair market value; the holding of public hearings; and the preparation of various real estate title documents and real estate quantitative and status reports.

The Real Estate Management Section is responsible for procedures dealing with the preparation, execution, and the recordation of legal documents such as: deeds, leases, license agreements, rights-of-way, joint interagency agreements, easements, and land purchase invoices. It also prepares numerous other types of documents for state and federal agencies, including permits, applications, agreements, and contracts. This Section maintains a close liaison with the attorneys assigned by the State Attorney General's Office to office projects such as land acquisitions, court cases, and other required legal work. This Section also handles all contract boundary survey work; contract fee appraisal work; and contract consultants for engineering, oil, gas and coal. The primary land acquisition program and the real estate related activities are conducted on behalf of the West Virginia Bureau of Commerce, the Parks and Recreation and Wildlife Resources sections of the Division of Natural Resources; and the Division of Forestry. In addition, many other state, county and local governments are provided real estate services through the Public Land Corporation.

## Public Land Corporation

The Public Land Corporation holds for the State the title to the beds of the state's rivers, creeks and streams totaling some 34,000 miles or some 5,000 named waterways in the state. In the past year, 929 right-of-entry letters were granted to governmental agencies, companies and/or individuals to conduct construction activities in the State's rivers, creeks, and streams. A total of 625 right-of-way licenses were granted for pipelines, underground or underwater cables, and overhead power and telephone lines crossing the State's waterways. Additionally, 132 large stream structure agreements were granted for bridges and culverts in the State's streams.

## Other Functions

This Section is responsible for the maintenance of the Insurance Risk Management Program as it pertains to this Division's real estate holdings. This program includes an up-to-date record of some 1,400 structures for insurance coverage of each building or structure owned by the Division. Of these 1,400 buildings and structures, some 320 have an insured value of \$100,000 or more each.

***In the past year, 929 right-of-entry letters were granted to governmental agencies, companies and/or individuals to conduct construction activities in the State's rivers, creeks, and streams.***

This Section is also responsible for the up-to-date inventory of all lands owned or leased by the WV Bureau of Commerce, Division of Natural Resources, and the Public Land Corporation. At the end of this fiscal year, the Division of Natural Resources owned or long-term leased and operated 506,418 acres of land with partial mineral rights and held title to 34,000 miles of the state's river and creek beds. Division of Natural Resources lands are broken down into 293,603 acres owned and 212,815 acres leased. This acreage encompasses some 331 separate areas such as: wildlife management areas, public access sites, wetlands, and state park and forest lands. These lands provide recreation and are of great natural and/or historical significance and are managed for the use and benefit of the citizens of West Virginia and its visitors.

**PROPERTIES ACQUIRED**

	<b>Acreage</b>
<b>Fort Springs PAS</b>	
Edward Lee McCarty .....	0.073
<b>Good Hope PAS</b>	
William C. Powell .....	0.559
<b>Hooks Mill PAS</b>	
Clyde D. Brill .....	1.325
<b>Meadow River Wetland</b>	
Stella R. Hunter .....	3.40
Stella R. Hunter .....	3.70
Stella R. Hunter .....	2.00
<b>Nathaniel Mountain WMA</b>	
Mead Westvaco Corp. ....	1,037.00
Mead Westvaco Corp. ....	316.00
Mead Westvaco Corp. ....	447.00
<b>Snake Hill WMA</b>	
The Conservation Fund .....	1,092.00
<b>Underwood WMA</b>	
Neil A. Brown .....	24.625
D.V.M. Services, Inc. ....	18.000
Webster County	
Dan J. Feriozi .....	2.90

**LAND LICENSED OR LEASED TO DNR**

	<b>Acreage</b>
<b>R. D. Bailey Lake WMA</b>	
Georgia-Pacific Corp. ....	30.00
<b>Big Ugly WMA</b>	
Heartwood Forestland Fund III, L.P. ....	5,300.00**

---

**Real Estate  
Management  
Section**

---

<b>Briery Mountain WMA</b>	
WV Department of Military Affairs & Public Safety .....	1,162.00**
<b>Cheat Lake PAS</b>	
Allegheny Energy Supply .....	0.50
<b>French Creek Embayment</b>	
Riverview Rental LLC .....	0.10**
<b>Gilmer County PAS</b>	
DOH .....	1.06**
<b>Glenville Rifle Range</b>	
Glenville State College .....	36.00**
<b>Mason Dixon Park PAS</b>	
Monongalia County Commission .....	.0045
<b>Tuscarora Creek SBPA</b>	
Ralph F. Olean .....	0.52**

\*Not included in net increase totals

\*\*Renewals not included in summary of new acreages

\*\*\* Acreage not included in summary of new acreages

	<b>Acreage</b>
13 parcels acquired .....	2,948.52
1 releases; reverters; exchanges or transfers .....	6,711.01
9 parcels licensed or leased .....	<u>30.54</u>
Net increase for FY 2003-2004 .....	<u>-3,731.98</u>
(Net loss result of Lessor not renewing Lease on Springfield WMA)	

**OPTIONS TO PURCHASE OBTAINED**

	<b>Acreage</b>
<b>Hooks Mill PAS</b>	
Clyde Brill .....	1.325
<b>Snake Hill WMA</b>	
The Conservation Fund .....	1,092.00
<b>Underwood WMA</b>	
D.V.M. Services .....	18.00

**PARCELS IN PROCESS OF ACQUISITION**

	<b>Acreage</b>
<b>Boone County WMA</b>	
Burgess, Inc. ....	931.52

**Frozen Camp WMA**

Jamie Ann Miller .....	38.00
R & A Productions .....	3.987

**Letart PAS**

Jesco Corp. ....	9.00
------------------	------

**McClintic WS**

Old Farm LLC .....	511.58
--------------------	--------

**New River PAS**

Lost Paddle, Inc... ..	1.37
------------------------	------

<b>PARCELS IN PROCESS OF ACQUISITION: .....</b>	<b>6</b>
<b>TOTAL ACREAGE: .....</b>	<b><u>1,495.457</u></b>

**PARCELS INVESTIGATED**

<b>No. of Parcels</b>	<b>Acreage</b>
21 Wildlife Management (hunting) .....	112,626.00
2 Wildlife Management (fishing) .....	41.98
3 Wildlife Management (wetland) .....	9.10
0 Parks. ....	0.00
0 Forests. . ....	0.00
8 Public Access Sites. . ....	<u>12.872</u>
<b>34 Parcels Investigated .....</b>	<b><u>112,689.00</u></b>

**Engineering and Survey Consultants**

The Section prepared and processed the required agreements and purchasing forms for engineering and survey services on five (5) projects. These projects included boundary surveys, drafting/mapping, mineral analysis and other related services.

**Appraisals**

The staff appraiser completed market analyses and/or appraisals on three (3) tracts of land and completed four (4) appraisal reviews. The staff appraiser also prepared and processed short-term consultant services agreements for the appraisal of one (1) tract of land by independent fee appraisers as consultants.

**Property Management**

The Real Estate Management Section prepared and processed, through various stages of completion, 113 documents relating to the use of the Division of Natural Resources' real estate holdings. These documents included lease agreements, license agreements, easements, mitigation agreements, and amendments and supplements to other existing agreements. Land rights covered by these agreements included road rights-of-way, power line, cable line, water line, sewage line, and gas and oil line rights-of-way. The processing of these agreements required close communication with various field and central office personnel with various other sections of the Division of Natural Resources and with the Bureau of Commerce, Division of Agriculture, Division of Tourism, Division of Forestry, and other state, county and local governmental offices.

## Public Land Corporation

The main function of the Public Land Corporation is to hold title to the beds of the streams within the state of West Virginia, and, therefore, to exercise control over the following activities involving these real estate resources:

- Dredging and/or pumping of sand, gravel, and derelict coal from the beds of the streams in the state.
- Leasing areas of the beds and under the beds of the streams for the purpose of exploring for oil, gas, and other minerals.
- Utilizing the beds of the streams for the purpose of crossing or placing in the streams pipelines, fords, submarine cables, culverts, bridges, low water bridges, dams, dikes, commercial docking, loading and mooring facilities, recreational marinas and other structures.
- The Public Land Corporation also holds title to all state lands to which the title is not specifically by law vested in any other state agency, institution, or department.

During FY 2003-2004, the various types of in-stream construction activities that were approved were channel changes, bridge construction, culvert construction, gravel removal, ford preparation, stream bank protection, water impoundments, fills, and pipeline construction.

During FY 2003-2004, right-of-way or license agreements were issued for gas, water and sewer pipelines, underground and overhead telephone, power and fiber optic cables and loading, docking and mooring agreements.

Licensed commercial sand, gravel and coal dredging and/or pumping operations produced 257,781 tons of sand and gravel and 7,545 tons of coal from the beds of the streams in 2003-2004, as reflected below:

### 2003-2004 Commercial Dredgers Report Total Tonnage Used

<b>Company</b>	<b>River/Creek</b>	<b>Type</b>	<b>Tons</b>
Mingo Coal & Coke, Inc.	Big Sandy River	Coal	6,814
May Associated Companies, LLC	Kanawha River	Coal	731
Sharrel Brown	Huff Creek	Sand & Gravel	124
Martin Marietta	Ohio River	Sand & Gravel	255,295
O. M. Perry	Guyandotte River	Sand & Gravel	1,340
Union Carbide Corp.	Kanawha River	Sand & Gravel	1,022

---

**Real Estate  
Management  
Section**

---

### **Public Hearings Held**

- (1) Held a public hearing on the transfer of 72.33 acres from the Department of Agriculture to the Marshall County Commission in Marshall County, West Virginia.
- (2) Held a public hearing on the transfer of 20.00 acres from the Department of Agriculture to the Industrial Home for the Youth in Doddridge County, West Virginia.

### **Public Land Corporation Land Sales/Transfers**

- (1) Transferred 9.5 acres of land located in Barboursville, Cabell County, West Virginia, from the Department of Agriculture to Health and Human Resources.
- (2) Transferred 47 acres, m/1, of land located on U.S. 21, Charleston, Kanawha County, West Virginia, from the Department of Health and Human Resources to the Department of Agriculture.
- (3) Sold by competitive bid sale the former Pt. Pleasant State Police Detachment located in Pt. Pleasant, Mason County, West Virginia, for and on behalf of the WV State Police.

# WILDLIFE RESOURCES SECTION


CURTIS I. TAYLOR, CHIEF

The Wildlife Resources Section is responsible for the management of the state's wildlife resources for the use and enjoyment of its citizens. The primary objective of the Section is to maintain and perpetuate fish and wildlife at levels compatible with the available habitat, while providing maximum opportunities for recreation, research and education.

## Administration

### Promotion and Outreach

The Section's education efforts consist of formal teacher education and informal presentations to schools and civic groups. The number of Project WILD workshops increased to 17 attended by 395 educators. A new grades 9-12 Project WILD curriculum – *Science and Civics: Sustaining Wildlife* – was implemented through a \$2,500 seed grant. The grant money paid for the new guides and the conducting of workshops. Project WILD also conducted a joint educator workshop with the Division of Forestry's Project Learning Tree Program. The success of that workshop suggests that this workshop will be an annual event. The state coordinator also reviewed a new Project WILD curriculum, Flying WILD, which should be printed in August 2004.



Information & Education staff gave 34 presentations to approximately 1,530 people. Staff also participated in youth education activities hosted by DNR, including Jr. Conservation Camp and Youth Environmental Day, and other state and federal agencies. Much time was spent preparing to host the Canon Envirothon, an environmental education competition for high school students from Canada and the United States. Personnel spent many hours updating the hunting and fishing regulations in printed format and on the DNR web site.

The Section used its Division of Tourism's lottery funds to promote the state's wildlife resources, wildlife programs and recreational opportunities. The quarterly magazine *West Virginia Wildlife* is sent directly to approximately 20,000 people with the remaining 5,000 copies distributed at fairs, schools and upon request. The magazine was expanded by four pages to 28 pages.

Advertisements were placed in both electronic media — TV, radio and Internet — and print media — magazines and newspapers. The ads promoted hunting, fishing, wildlife watching, special events, the goWILD! online licensing system, and the Wildlife Center. Ads were placed in state newspapers as well as regional and national magazines.

Section personnel staffed three out-of-state travel shows along with the West Virginia State Fair and the Hunt Show in Charleston.

The Section sponsored and provided technical assistance and interviews for *West Virginia Wildlife*, a weekly, 90-second TV series shown on six newscasts on two stations in the Charleston market. The *West Virginia Outdoors* radio program was broadcast over 57 MetroNews affiliated stations.



The Wildlife Resources Section, along with the West Virginia Chapter, National Wild Turkey Federation, B.A.S.S. Federation, and Mossy Oak, sponsored an essay contest for the fourth annual "Governor's Wild Turkey & Bass Challenge." More than 200 contestants vied for 10 winning slots. The winners, ranging in age from 10 to 17, spent two days hunting and fishing with expert outdoorsmen who donated their time, equipment and expertise to increase our youth's understanding and appreciation of natural resources and heritage through the Governor's Youth in the Outdoors Program.

The WV Becoming an Outdoors-Woman (BOW) program is still being well received. Two workshops attended by 150 participants were held, one in spring and one in fall. Participants attended hands-on classes in hunting, fishing, backpacking, canoeing and other skills. BOW, in conjunction with the National Wild Turkey Federation Women in the Outdoors Program, hosted the first annual one-day event at Kanawha State Forest. Fifty-three women participated in this field day event, getting a "taste" of various outdoor classes. Advertising on TV, newspapers, the DNR Web site and *West Virginia Wildlife* magazine contributed to the success of these events.



Nearly 15,000 visitors attended the National Hunting and Fishing Day celebration at Stonewall Jackson Lake State Park. This two-day celebration is the largest event taking place on a West Virginia state park, and is the result of year-long intensive planning and cooperation between all DNR sections and the West Virginia Wildlife Federation. Visitors can browse the wares of almost 100 vendors, participate in numerous hands-on activities including fishing, archery, and firearms shooting, and watch hunting and fishing oriented demonstrations. Youth ages 10 to 17 can sign up to participate in the Governor's Youth Challenge, which tests their outdoor knowledge and skills.

#### **West Virginia Wildlife Endowment Fund**

The Wildlife Endowment Fund received one donation in the amount of \$1,000. The total market value of the fund at the close of the 2004 fiscal year was \$30,717,701.04, an increase of 1.85 percent compared to the end of 2003 fiscal year.

#### **Hunting and Fishing License Unit**

The Hunting and Fishing License Unit is responsible for administering all aspects of the hunting and fishing license system. The unit processed 1,170,668 transactions and collected \$15,110,426 in license revenue in 2003.

The 2003 license year marked the first full year of operation for the goWILD! online licensing system. For the year, the system processed 24,493 licenses and permits, collecting \$1,458,675 in license revenue. The goWILD! system accounted for 10 percent of all license revenue collected. Online fall hunting sales increased 84 percent compared to 2002 fall hunting sales on the system.

Work on the point-of-sale (POS) licensing project began in-house during the year. The project will automate the licensing process for 150 retail hunting and fishing license agents. The POS system is scheduled for implementation in the spring of 2005. Combined, the online goWILD! system and the POS system will result in 95 percent of all license transactions occurring electronically.



## Capital Improvements

The Wildlife Resources Section continued an aggressive capital improvements program to meet the needs of hunters, anglers and other wildlife recreationists. Funds for capital improvements are derived from 10 percent of the hunting and fishing license revenues and from the Conservation Stamp that all licensed hunters and anglers are required to purchase. This program remains one of the most visible efforts of the Division of Natural Resources, providing such facilities as wildlife management areas, shooting ranges, fishing and boating access sites, and small impoundments.

Major land acquisitions for 2003-04 included the purchase of 1,800 acres to expand Nathaniel Mountain Wildlife Management Area and 1,092 acres to expand Snake Hill Wildlife Management Area. Two additional public stream access areas were also purchased on the West Fork and the Cacapon rivers. Acquisition of public land, stream and lake access, and wetlands is a high priority within the Wildlife Resources Section.

During the fiscal year, \$4,282,707 was spent on capital improvements. The largest expenditure (\$3,026,429) was for land acquisition and the second largest (\$345,184) was for improvements to public boating and fishing access sites around the state.

The year's major projects completed were repairs to the dams at Anawalt Lake and McClintic Wildlife Management Area, seven new courtesy docks at existing boating access sites, paving of the parking areas at two boating access sites, and improvements to two existing shooting ranges.

## Hunters Helping the Hungry

Hunters donated 1,720 deer to the Hunters Helping the Hungry program during the 2003 season. These donations totaled 61,823 pounds of venison providing nearly 82,000 meals. Hunters Helping the Hungry is administered by the Division of Natural Resources in cooperation with the Mountaineer and Huntington Food Banks, West Virginia's only members of the *Second Harvest program*.



## Archery in the Schools

The "West Virginia Archery in the Schools Program" is designed as a two-week curriculum modeled after a similar program in Kentucky. The goal of this program is to provide physical education students with an opportunity to become involved in a life skill that has no barriers. Unlike many activities, boys and girls of all sizes will be able to participate in this program. West Virginia is starting small with 17 schools participating in the pilot program, but with the interest we have been receiving from other schools, DNR shouldn't have any trouble expanding the program by conducting trainings throughout the year.

"West Virginia's Archery in the Schools Program" trainings were held this spring. Twenty-eight teachers from 17 pilot schools successfully completed Level I Archery Certification and will be implementing the program in their schools during the fall of 2004.

The level I trainings were conducted by two representatives from the DNR, along with a representative from WV Bowhunters Association. The level I certification provided teachers with an overview of program expectations, safety guidelines, equipment needs, maintenance of archery equipment, proper shooting form, competitive style shooting, potential sponsorships and funding opportunities.

**Hunting and Fishing License Sales  
By Class and Group  
Calendar Year 2003**

<b>Class</b>	<b>Description</b>	<b>Price</b>	<b>Number</b>	<b>Amount</b>
<b>Resident:</b>				
A	Hunting	\$11.00	45,001	\$495,011.00
B	Fishing	11.00	84,886	933,746.00
I	National Forest Hunting & Fishing	2.00	28,726	57,452.00
N	Antlerless Deer Hunting	8.00	119,016	952,128.00
P	Boar Hunting	5.00	1,093	5,465.00
RG	Additional Deer-Gun	10.00	64,704	647,040.00
RB	Additional Deer-Bow	10.00	37,859	378,590.00
U	Archery Deer	5.00	5,692	28,460.00
V	Muzzleloader Deer	5.00	2,909	14,545.00
W	Turkey	5.00	1,230	6,150.00
X	Sportsman Hunting & Fishing	22.00	118,787	2,613,314.00
XJ	Jr. Sportsman Hunting & Fishing	12.00	8,432	101,184.00
A-1	Pistol	5.00	14,075	70,375.00
DS	Bear Damage Stamp	4.00	26,161	104,644.00
O	Trout Fishing	7.50	108,782	815,865.00
MW	Migratory Waterfowl	5.00	1,948	9,740.00
CS	Conservation Stamp	3.00	253,556	760,668.00
Subtotal			922,857	\$7,994,377
<b>Nonresident:</b>				
I	National Forest Hunting & Fishing	\$2.00	19,915	\$39,830.00
E	Nonresident Hunting	100.00	41,017	4,101,700.00
EE	Nonresident Bear Hunting	150.00	511	76,650.00
F	Nonresident Fishing	30.00	9,682	290,460.00
H	Nonresident Hunting; 6-day	20.00	1,407	28,140.00
K	Nonresident Fishing; 3-day	5.00	25,800	129,000.00
NN	Nonresident Antlerless Deer	25.00	21,223	530,575.00
RRG	Nonresident Additional Deer-Gun	30.00	13,038	391,140.00
RRB	Nonresident Additional Deer-Bow	30.00	4,008	120,240.00
UU	Nonresident Archery Deer	25.00	9,524	238,100.00
VV	Nonresident Muzzleloader Deer	25.00	4,448	111,200.00
WW	Nonresident Turkey	25.00	6,123	153,075.00
XXJ	Junior Nonresident Sportsman	15.00	1,371	20,565.00
A-1	Pistol	5.00	1,525	7,625.00
DS	Bear Damage Stamp	4.00	541	2,164.00
OO	Trout Fishing	10.00	15,331	153,310.00
MW	Migratory Waterfowl	5.00	239	1,195.00
J	Small Game Shooting Preserve Hunting - 3 day	10.00	267	2,670.00
CSLE	Nonresident Conservation Stamp/Law Enforcement	10.00	71,841	718,410.00
Subtotal			247,811	\$7,116,049.00
<b>Grand total</b>			<b>1,418,479</b>	<b>\$15,110,426.00</b>

**Wildlife  
Resources  
Section**

**Lifetime Hunting and Fishing License Sales  
By Class**

<u>Class</u>	<u>Description</u>	<u>Price</u>	<u>Number</u>	<u>Amount</u>
<b>Adult:</b>				
A-I	Hunting and Trapping	\$425.00	83	\$35,275.00
AB-L	Hunting and Fishing & Trapping	\$570.00	383	\$218,310.00
A1-L	Small Arms Hunting	\$75.00	52	\$3,900.00
B-L	Fishing	\$325.00	32	\$10,400.00
O-L	Trout	\$150.00	156	<u>\$23,400.00</u>
				\$291,285.00
<b>Infant:</b>				
A-I-L	Hunting and Trapping	\$213.00	6	\$1,278.00
AB-I-L	Hunting and Fishing & Trapping	\$285.00	736	\$209,760.00
B-I-L	Fishing	\$325.00	12	\$3,900.00
O-I-L	Trout	\$75.00	271	<u>\$20,325.00</u>
				\$235,263.00

**Game Management**

**Habitat Improvement**

The Wildlife Resources Section conducts management activities on 73 Wildlife Management Areas (WMAs) and 9 state forests totaling 408,858 acres. State land acquisition for 2003-2004 included the purchase of 4,351 acres including two new WMAs. Two WMAs (i.e., Springfield WMA and Berwind WMA) were lost because the leases were not renewed by the corporate landowners, resulting in a slight decline in total acreage. Acquisition of public land and wetlands is a high priority of the Section. These acquisitions are made possible through the purchase of hunting and fishing licenses, including the Conservation Stamp.

An extensive wildlife management program is conducted on more than 1.1 million acres of national forest land located in West Virginia through a cooperative agreement with the U.S. Forest Service and West Virginia Division of Natural Resources. State wildlife biologists devote most of their time reviewing national forest opportunity areas, timber sales, and provide technical input in the development of national forest plans. Management issues are closely reviewed to ensure that wildlife receives the maximum possible benefit.

Management on the 73 WMAs is directed toward improving wildlife habitat. Timber management was conducted on 51 acres with additional acreages in the planning stage.

Management activities on state and national forest lands included planting 1,650 trees and shrubs for food and cover, and pruning, releasing and/or grafting more than 760 individual trees and shrubs.

More than 2,980 acres of wildlife clearings were mowed and 20 acres of new clearings were established. Lime and/or fertilizer was applied to 66 acres and 300 acres were seeded to herbaceous vegetation. Prescribed burning was used to retard vegetation succession and improve the diversity and abundance of desirable plants on 796 acres. Sharecropping agreements with local farmers were signed on 1,643 acres to maintain open land. Seventy-one waterholes were maintained and two were developed to provide a year-round water supply for wildlife.

Water levels on 253 acres of wetlands were manipulated to encourage waterfowl utilization. Four hundred and ninety-six waterfowl nest structures were maintained. One hundred and one nest structures were erected or maintained for other wildlife species.

More than 696 miles of roads and trails and 20 bridges were maintained. Road closures were installed or maintained at 553 sites to prevent disturbance to wildlife and protect habitat.

Numerous information and regulation signs were erected or maintained. Five hundred and seventeen campsites, seven boat ramps, 23 shooting ranges, 26 physically challenged hunter access roads, 26 fisherman access sites, and 140 parking areas were maintained. Three parking lots and two boat docks were developed. The highly successful controlled waterfowl hunting program at McClintic Wildlife Management Area continued to provide quality waterfowl hunting for West Virginia hunters. Approximately 41 waterfowl ponds and 22 waterfowl blinds are maintained on the area, including two waterfowl blinds for the physically challenged.

***More than 20 nuisance bears were trapped and relocated to more remote areas.***

### **Wildlife Transplant Program**

More than 20 nuisance bears were trapped and relocated to more remote areas. Several additional nuisance bears were trapped and released on site and more than a dozen had to be destroyed.

Other numerous animal damage complaints were investigated and many of these animals were trapped and relocated.

### **Environmental Reviews**

Wildlife biologists reviewed numerous projects that impact on wildlife and its respective habitat. Primary concerns are road construction, stream alteration, hydropower projects, gas line construction, surface mines, and other construction projects. In numerous cases, recommendations have been made to alter projects, thus reducing detrimental impacts on wildlife.

### **Wildlife Population Surveys and Research**

Waterfowl surveys and census routes for woodcock (21) and mourning doves (10) were conducted in cooperation with the U.S. Fish and Wildlife Service. Surveys were also conducted for bald eagles (7), river otter (98), and song birds. Seven hundred and sixty-six doves and 610 Canada geese were banded.

Harvest and biological data were compiled for hunter-killed turkey, beaver, bobcat, fisher, deer, bear, and wild boar.

### **Information and Education**

Wildlife biologist devoted considerable time assisting conservation clubs, schools, community and civic clubs, Boy Scouts, 4-H clubs, sportsmen's clubs, nature tours, fairs, training schools, and National Hunting and Fishing Day activities. Cooperation was given to universities and colleges by serving as guest lecturers. More than 150 classes and lectures on conservation were presented, and more than 100 sportsmen's groups meetings were attended. Numerous interviews were given to the TV, radio, and print media.

"Sectional" meetings were conducted at 17 sites around the state in March to present proposed regulation changes to sportsmen. These meetings also provide the public an opportunity to make recommendations and ask questions. A new "open house" format was used this year, which was well received by the public.

Special youth hunting opportunities were conducted for waterfowl, squirrel, and white-tailed deer. The special youth hunts provide an excellent opportunity to introduce young people to the outdoors and the hunting tradition. A youth spring gobbler season was designed and approved for initiation in April 2005.

The WV State Wildlife Center continues to excel as an educational facility. More than 40,180 visitors and 25 group tours used the area's facilities and enjoyed viewing West Virginia wildlife.

Many of the challenges and issues facing the Wildlife Resources Section's Game Management and Game Management Services Units are shared by other states and agencies. A number of regional, national, and international organizations exist to promote information exchange and multi-jurisdictional coordination. The Wildlife Resources Section is an active member/participant in many of these organizations and their various committees. Notable organizations include: Southeastern Association of Fish and Wildlife Agencies, Northeast Association of Fish and Wildlife Resources Agencies, The Wildlife Society, Atlantic Flyway Council, Southeast Deer Study group, Southeastern Cooperative Wildlife Disease Study, and Eastern Management Unit Dove Technical Committee. During the past year the Wildlife Resources Section Chief served as the President of the NEAFWRA and the Assistant Chief in charge of Game Management served as the President of the NEAWFRA's NE Administrator's Committee.

### **White-tailed Deer**

West Virginia continues to be one of the favorite deer hunting grounds in the eastern United States. In 2003, hunters bagged 208,255 deer. These included 73,128 bucks, a 24 percent decrease from the 2002 harvest; 89,065 antlerless deer, a decrease of 15 percent; 28,790 archery deer, a decrease of 20 percent; and 16,272 muzzleloader deer, a decrease of 7 percent. Nonseasonal mortalities were 21,794.

A bowhunter survey has been conducted annually since 1995. This cooperative venture with the West Virginia Bowhunters Association is an excellent means of monitoring populations of game animals and furbearers as well as providing a method for bowhunters to report their observations. The wild turkey fall harvest has been accurately predicted seven years in a row by data received in the survey.

In 2003 the West Virginia Division of Natural Resources expanded deer hunting opportunities with several special hunts. Special urban archery deer hunts were held in four cities. Muzzleloading only buck hunts were held at Wilson Cove in Hardy County

*In 2003 the West Virginia Division of Natural Resources expanded deer hunting opportunities with several special hunts.*

and Hillcrest WMA. Bucks harvested on McClintic WMA were restricted to a minimum spread of 14 inches. The Special Youth and Class Q Deer Season was a three-day split season in October and December.

### **Black Bear**

In 2003, a state record 1,708 bear was harvested. A 25 percent increase over the previous state record of 1,362 bears in 2002. A record 772 bear was taken in bow season, 6 percent higher than the previous archery record of 729 set in 2002. Firearms hunters harvested 360 bears during the special November seasons held in Boone, Fayette, Kanawha, Nicholas, and Raleigh counties. Two hundred-fifty eight bears were killed in the early November one-week dog season. The scarcity of mast crops during the year likely influenced the record number of bears killed.

***In 2003, a state record 1,708 bear was harvested.***

A total of 172 nonseasonal bear deaths occurred in 2003, up about 28 percent from the 134 nonseasonal deaths recorded in 2002. Road kills continue as the leading cause of nonseasonal mortalities with 87.

The southern West Virginia black bear research study was designed to gather information on reproduction and the status of bears captured as nuisance animals. Wildlife Managers have handled 335 bears 678 times during the study. Prior to the 2003 hunting season, 97 bears were tagged. Eighty-one of the 97 bears were in the 4 county study area. Nine of the 52 females in the study area died during the hunting season giving an overall female survival rate of 83 percent. Twelve of the 29 males in the study area died during the hunting season, giving an overall male survival rate of 62 percent. Bear reproductive rates have averaged 2.77 cubs per female, an exceptionally high reproductive rate. Bear damage claims decreased from 210 last year to 181 in 2002. Landowners in 28 counties were paid \$112,843 in 2003, an increase from \$102,636 in 2002.

### **Wild Turkey**

The survey of wild turkey broods is an important aid in forecasting the statewide harvests and changes in the wild turkey population. During the summer of 2003, the count (247) by Wildlife Resources personnel was 16 percent lower than the 2002 count and 12 percent lower than the 12-year average.

***The 2003 spring gobbler harvest (12,535) was 6 percent lower than the 2002 harvest.***

The 2003 spring gobbler harvest (12,535) was 6 percent lower than the 2002 harvest of 13,385 birds. There was a total of 26 counties open to fall hunting in 2003. The harvest of 1,841 was 34 percent lower than the 2002 total of 2,808 and a decline in harvest has now occurred two years in a row.

The 2003 Gobbler Survey was conducted jointly by the Wildlife Resources Section and the West Virginia Chapter of the Wild Turkey Federation. The survey serves as a means for hunters to report their observations and opinions about wild turkey management. During 2003, results were compiled from 291 hunters. Cooperators took 2,453 hunting trips and heard 5,145 gobblers. The gobbling rate (56 gobblers heard per 100 hours) was 5 percent higher than 2002 (45), and was equal to our 20-year average. The survey showed that the best gobbling in 2002 occurred in the western and southwestern counties.

### **Wild Boar**

Hunters killed five wild boar during the 2003 season. This represents the fourth year in succession that harvests have declined. Bowhunters took two and firearms hunters killed three. The single firearm season scheduled for October 27 through November 1

was designed to reduce the harvest and provide an increased number of boar the additional time needed to occupy more productive habitat. An extensive wild boar survey in February 2004 confirmed low populations of boar. The most pressing concern is the loss of forested habitat in the four counties that comprise the wild boar range.

### **Annual Mast Survey**

Annually during August, cooperating personnel in the Division of Forestry and Division of Natural Resources rate the abundance of mast produced by selected tree and shrub species. Mast indices are then formulated for each species on a statewide and ecological region basis. This survey has been conducted since 1970 and is important information requested by hunters. Mast abundance is also an important tool to forecast the annual big game harvests.

Mast abundance in 2003 was again below average, but somewhat better than 2002. The bad news was that the oak index was the lowest recorded since the survey began. Overall mast conditions have been below average for three consecutive years. The poor mast condition was a contributing factor in the high black bear bowhunter harvests because this big game species was more concentrated and easier to harvest than when food is more abundant.

### **Ruffed Grouse**

Ruffed grouse hunters experienced poor hunting for grouse during the 2003-2004 season. Near record mast production during the fall of 2000 resulted in higher grouse production during the summer of 2001 and provided an increased number of birds for the hunter during the 2001-2002 season; however, brood production in 2002 and 2003 were well below normal, providing fewer birds for the hunter than the previous year.

The field work for the six-year cooperative study on grouse was completed in September 2002, and final results and analysis are examining the effects of late season hunting on grouse as well as many habitat and environmental effects. This multi-state cooperative project is producing a wealth of grouse research information in the form of dissertations, theses, scientific articles, popular publications, and presentations. A book on Appalachian ruffed grouse is planned as a followup to the project.

### **Warmwater Fish Management**

The Warmwater Fish Management Unit is responsible for providing maximum fishing opportunity to meet increasing recreational demand and for protecting and managing approximately 98,000 acres of warmwater streams and more than 22,000 acres of public impoundments.

To meet this challenge, the warmwater program is divided into five areas:

- 1) surveys and inventories of existing fishery resources, providing essential data to assess and develop management programs;
- 2) protection of fish habitat, placing intensive efforts toward the review and comment processes of various state and federal permits for proposed activities that could possibly impact public fishing waters;
- 3) enhancement and development of fisheries, increasing production and use of fisheries through stream and lake improvements, and providing additional opportunities by stocking desirable fish species;

***Ruffed grouse hunters experienced poor hunting for grouse during the 2003-2004 season.***



- 4) development of public access to fishery resources, ensuring adequate public access to existing streams and lakes, and acquisition and/or development of new lakes; and
- 5) outreach and information development, providing the public with material concerning fishing and fish management programs.

### **Muskellunge**

A total of 13,073 fingerling muskies was stocked in 12 streams and 10 lakes in 2003. Advanced fingerling muskies were stocked for the third time in 2003, with Tygart Backwaters, Dunkard Creek, North Bend, Upper Mud, and Woodrum lakes receiving 730 fish. West Virginia's musky fishery is primarily sustained by this annual stocking program. Nearly 57 percent of the reported musky catches in 2003 and 55 percent of those qualifying for trophy citations were caught from stocked streams or lakes.

### **Walleye**

More than 325,000 walleye fingerlings were stocked in 10 lakes and three rivers in 2004. The walleye were obtained from New York, Pennsylvania and Virginia. The walleye stocking program is designed to establish reproducing populations of this fine sport species in suitable waters throughout the state. More than one-third of trophy walleye catches in 2003 and approximately 40 percent of all trophy catches since 1976 were from stocked waters.

### **Channel Catfish**

More than 176,000 channel catfish fingerlings reared at Palestine and Apple Grove hatcheries were stocked in 54 waters in the fall of 2003. Fishable populations are established in the majority of these waters with excellent catfishing found in Beech Fork, Burnsville, East Lynn, New Creek, Plum Orchard, Stephens, Stonecoal, Stonewall Jackson, and Warden lakes.

Twelve other lakes were stocked with 8,900 pounds of adult channel catfish in June 2004. The adult catfish were purchased with funds provided from reimbursements for pollution-caused fish kills.

### **Hybrid Striped Bass**

More than 77,000 hybrid striped bass fingerlings were released in the Ohio River in 2004. More than 37,000 hybrid striped bass were stocked in six lakes. Hybrids over five pounds, with some up to 12 pounds, are regularly being caught from stocked waters. The New and Kanawha rivers also are providing excellent opportunities to land trophy hybrids.

### **Paddlefish**

Efforts to restore the paddlefish in West Virginia continued in 2003 with the successful collection and spawning of Ohio River paddlefish. Paddlefish were hatched and raised at Palestine Hatchery and more than 8,000 advanced paddlefish fingerlings were stocked in the Kanawha, Little Kanawha, Monongahela, and Ohio rivers.

### **Largemouth Bass**

Advanced largemouth bass fingerlings will be stocked into small impoundments in the fall of 2004 to establish or enhance bass fishing opportunities.

***More than 176,000 channel catfish fingerlings reared at Palestine and Apple Grove hatcheries were stocked in 54 waters.***

## **Reservoir Management**

Fish populations were monitored in Beech Fork, Bluestone, Burnsville, Cheat, East Lynn, Mt. Storm, R.D. Bailey, Stonecoal, Stonewall Jackson, Summersville, Sutton, and Tygart lakes. These inventories provide the basis for determining management needs and evaluating management measures.

Each year, deviations are made from normal reservoir operations at various impoundments. Some of these events are planned in advance, while others are unforeseen and require immediate action. Coordination between the Wildlife Resources Section and agencies responsible for these reservoir projects result in minimal impacts to fish and wildlife and maximum recreational opportunity during such operational changes. Information upon which to base these fish and wildlife considerations is available as a result of the Section's reservoir monitoring program.

Volunteers from several fishing clubs, civic groups, and the U.S. Army Corps of Engineers provided materials and labor to assist the Warmwater Fisheries Unit in constructing and maintaining fish attractors at Burnsville, Sleepy Creek, Stonecoal, Summersville, Sutton, and Tygart lakes and Millers Fork Pond. Additional habitat improvement measures were implemented at Burnsville, Stonewall Jackson, and Sutton lakes with the planting of annual grasses as seasonal habitat improvement.

***Fish restoration,  
and aquatic  
habitat and fishing  
access  
improvements  
continue.***

## **River, Stream and Lake Research and Surveys**

Stream and lake fisheries management activities continued in 2003 with emphasis on new research efforts. Smallmouth bass population assessments were conducted on the Greenbrier, New, and South Branch of the Potomac rivers. Muskellunge population assessments continued on the Buckhannon River and Middle Island Creek. Assessment of black bass and channel catfish population characteristics continued on small impoundments in 2003.

Fish restoration and aquatic habitat and fishing access improvements continue in conjunction with the Marmet Locks expansion project on the Kanawha River. Sauger, walleye, paddlefish, and shovelnose sturgeon were stocked in the Kanawha River as part of fishery enhancement and restoration efforts associated with Marmet Locks and Dam mitigation.

Fisheries management staff is coordinating fisheries research and management activities on the Ohio River. These efforts include habitat and fish population assessments through the interstate Ohio River Fish Management Team. Fisheries biologists are also participating in the Mississippi Interstate Cooperative Resource Association's aquatic nuisance species planning efforts to minimize impacts upon West Virginia's aquatic resources.

## **Stream and Lake Access**

Public boating and fishing access facilities were enhanced on the South Branch of the Potomac and Cacapon rivers and Sutton Lake.

## **Fishing Tournament Coordination**

Data on 2003 catch rates, fishing effort, and fish mortalities during 519 organized fishing tournaments were collected from 38 bass clubs and 62 open tournament sponsors. Tournaments were held at 36 West Virginia sites, including 353 on lakes, 90 on the Ohio River, 43 on the Kanawha River, and 28 on the Monongahela River. Tournament fishing pressure, 124,560 angler hours, declined by 5,680 hours from 2002. When com-

paring 2002 results to 2003, average tournament catch rate increased from 0.14 to 0.15 fish per angler hour in lakes and remained the same at 0.13 fish per angler hour in rivers.

### Trophy Fish Citation Program

The Trophy Fish Citation program recognized anglers who caught 1,497 fish, representing 26 species, that qualified as trophies in 2003. Of 34 waters (private lakes are counted as one water) yielding 10 or more fish citations, 58 percent were from streams and rivers, 20 percent from small public fishing lakes, 10 percent from private lakes and ponds, and 12 percent from large public lakes.

### Fish Kills

The Division of Natural Resources requested financial reimbursement from agents responsible for two fish kills in 2003 (see following table).

Fish Kills – 2003						
Stream or Lake	Date	Cause	Fish Killed		Severity	
			Number	% Game	Miles	Degree
Gorrells Run Tyler County	4/17/03	Green Concrete	261	0	0.75	Total
Brush Fork Mercer County	9/03/03	Sewage	4,743	4	1.40	Total

2003-2004 WARMWATER STOCKINGS			
Species and Hatchery/Source	Number	Size	Location
Muskellunge (P)(A) (BP)(B)(E)	13,073	fg	Burnsville, East Lynn, North Bend, Stonecoal, Stonewall Jackson, Upper Mud, and Woodrum lakes; Bluestone, Buckhannon, Gauley, Kanawha, Meadow, Mud, Tygart backwaters, and West Fork rivers; Dunkard, Mill, Sandy, and Twelve Pole creeks
Channel catfish (C)	8,900 lbs.	ad	Anawalt, Barboursville, Bear Rocks, Berwind, Castleman Run, Laurel, Middle Wheeling Creek, Rollins, Teter Creek, and Tomlinson Run lakes; and Cedar Creek and North Bend ponds
Channel catfish (S)	176,879	fg	Airport, Big Ditch, Brushy Fork, Cacapon, Cameron, Camp Run, Conaway Run, Coopers Rock, East Lynn, Elk Fork, Flat Run, French Creek, Frozen Camp Left and Right, Ft. Ashby, Handley, Harris, Horse Creek, Hurricane, James P. Bailey, Jimmy Lewis, Kanawha State Forest, Kee, Kimsey Run, Krodel, Lantz Farm, Larenim, Lick Creek, Little Beaver, McClintic WMA, Milltree, Moncove, Mountwood, New Creek, North Bend, Pipestem, Plum Orchard, Rock Cliff, Saltlick #9, Sherwood, Silcott, Stephens, Tuckahoe, Turkey Run, Tygart backwaters, Underwood, Upper Cove, Upper Mud, Warden, Watoga, Westover, Wirt Co. Poor Farm, and Woodrum lakes; Little Kanawha River
Paddlefish (P)(A)	8,656	fg	Kanawha, Little Kanawha, Monongahela, and Ohio rivers

Walleye (S)(A)	325,406	fg	Beech Fork, Burnsville, East Lynn, R.D. Bailey, Stephens, Stonecoal, Stonewall Jackson, and Sutton lakes; Kanawha and New rivers
Hybrid striped bass (S)(A)	115,109	fg	Ohio River; Bluestone, Beech Fork, East Lynn, Mt. Storm, R.D. Bailey, and Dunkard Fork lakes

(P)	Palatine Hatchery
(B)	Bowden Hatchery
(S)	Other States
(C)	Commercial Source
(BP)	Burnsville Rearing Ponds
(A)	Apple Grove Hatchery
(E)	Elk River Rearing Pond
fy = fry	
fg = fingerlings	
ad = adults	

## **Coldwater Fish Management**

In 2003-04, selected waters in West Virginia were stocked with 1,229,790 trout weighing 827,434 pounds. Total pounds stocked during the period was 7 percent more than in 2002-03, and represents record trout production for 2003-04. Adequate rainfall in early October allowed for the normal transfer of trout from Spring Run and Reeds Creek to other hatcheries, thus avoiding overcrowding and low growth rates experienced in drier years. Mild temperatures through much of the winter also contributed to above average growth. The overall size of trout stocked was 1.5 fish per pound. A breakdown of trout production by facility is provided on the following page.

The seven state-owned hatcheries produced 819,591 pounds of trout in 2003-04. Except in years when production is affected by drought conditions and disease outbreaks which can reduce production, or ideal conditions with adequate precipitation, normal production averages about 750,000 pounds per year. Given the present state hatchery facilities available, this level of production is considered near capacity. Production greater or less than this reflects unusual situations.

The federal hatchery at White Sulphur Springs provided 7,843 pounds of trout during 2003-04. This is the only federal hatchery remaining in West Virginia. The poundage of trout provided this past year is similar to last year but represents a significant reduction compared to previous years and is representative of expected trout poundage because of changes in hatchery operations at White Sulphur Springs.

The 2003 fall stocking totaled 36,664 pounds. This was a significant increase over poundage stocked in 2002 and more representative of past fall stockings. Thirty-six waters received two stockings each during a 2-week period in October. The fall trout stockings are very popular and provide fishing opportunities through the fall and winter months until the regular spring stocking schedule begins.

Wild trout management continues to receive special attention in West Virginia. The two major parts of this program involve protecting and enhancing native brook trout populations and stocking fingerling trout to establish and maintain wild trout populations in streams that will not support trout reproduction. In 2003-04, a total of 261,410 trout fingerlings, primarily brown trout, were stocked in 74 waters. This program has resulted in considerable expansion of wild trout populations in West Virginia, particularly in southern West Virginia waters. Many of these southern trout fisheries are dependent on cold, suitable discharges from abandoned mines. The wild trout program provides many anglers with year-round recreational opportunities in areas of West Virginia previously lacking such angling opportunities.

## **Limestone Fines Study**

The Wildlife Resources Section treated 27 streams and two lakes with sand-sized limestone fines to neutralize acidity. An additional 29 tributaries in the Middle Fork of Tygart Drainage were treated in cooperation with the Division of Environmental Protection (DEP). Wildlife Resources Section also assisted Plum Creek (formerly The Timber Company) with treatment of the South Fork of Cherry River and two of its tributaries plus three tributaries of Gauley River. These treatments restored or improved trout populations in approximately 255 miles of stream. Additional funding secured through DEP from an air quality settlement with Dominion Energy facilitated expansion of the stream restoration this year and will continue to do so into the future.

## **Limestone Drum Treatment**

The limestone drum neutralization stations on Blackwater River (DEP funded) and North Fork and Dogway Fork of Cranberry are successfully neutralizing acidic flows in about 50 miles of stream. Trout reproduction has occurred in all three streams.

***The 2003 fall stocking totaled 36,664 pounds. This was a significant increase over poundage stocked in 2002, and more representative of past fall stockings.***

## 2003-04 YEAR TROUT STOCKING

**Table 1**

<u>Hatchery &amp; Time Period</u>	<u>Rainbow Trout</u>		<u>Golden Trout</u>		<u>Brook Trout</u>		<u>Brown Trout</u>		<u>Total</u>		
	<u>Weight</u>	<u>Number</u>	<u>Weight</u>	<u>Number</u>	<u>Weight</u>	<u>Number</u>	<u>Weight</u>	<u>Number</u>	<u>Weight</u>	<u>Number</u>	
<b>Fall 2003</b>											
Spring Run	15,519	18,451	771	439					16,290	18,890	1.2
Peterburg	2,243	607	486	131					2,729	738	0.3
Bowden	6,660	4,697	740	533					7,400	5,230	0.7
Reeds Creek	1,000	252					200	40	1,200	292	0.2
Edray	8,375	5,851	670	587					9,045	6,438	
Sub-total	33,797	29,858	2,667	1,690			200	40	36,664	31,588	0.9
<b>Spring 2004</b>											
Spring Run	155,019	210,101	8,053	10,765					169,417	230,738	1.4
Petersburg	29,029	25,606	2,625	2,214					31,654	27,820	0.9
Edray	113,522	190,715							153,888	268,410	1.7
Ridge	29,854	45,126	1,225	1,888					62,558	96,337	1.5
Tate Lohr	12,129	20,350							25,819	48,114	1.9
Reeds Creek	104,329	160,358	9,643	13,942					172,386	271,930	1.6
* White Sulphur	7,843	3,122							7,843	3,122	0.4
Bowden	115,568	166,143	6,416	9,300					165,845	249,827	1.5
Sub-Total	567,293	821,521	27,962	38,019					789,410	1,196,298	1.5
<b>Total</b>	<b>601,090</b>	<b>851,379</b>	<b>30,629</b>	<b>39,709</b>	<b>138,632</b>	<b>230,360</b>	<b>57,083</b>	<b>108,342</b>	<b>827,434</b>	<b>1,229,790</b>	<b>1.5</b>

\*Federal hatchery 7,843 pounds

## Wildlife Diversity Program

### Coordination

The 2003-2004 state budget included \$550,000 of lottery revenue funds for the WV Wildlife Diversity Program. However, due to the overall budget reduction, total funds available to the program were \$488,938. The wildlife license plates (rose-breasted grosbeak and white-tailed deer) generated \$250,140 for one-year plate sales and \$144,360 for two-year plate sales for a total of \$394,500. This represents 21,488 plates sold. The appropriation for the 2003-2004 year from the license plate account was \$361,080. Funds are now being used to match federal funding. Three Wildlife Diversity Council meetings were held.

***The wildlife license plates (rose-breasted grosbeak and white-tailed deer) generated \$250,140 for one-year plate sales, and \$144,360 for two-year plate sales, for a total of \$394,500. This represents 21,488 plates sold.***

As a result of a federal apportionment in the Interior Appropriations Bill of 2001, West Virginia was eligible for about \$776,000 under the State Wildlife Grants Program. A grant proposal was submitted to Federal Aid and approved titled "Comprehensive Wildlife Conservation Planning." Projects include: developing and publishing a strategic plan for the fish and wildlife resources of the state, with particular emphasis on species and habitats in greatest need of conservation. Protocols will be developed for annual work plans that will prioritize strategies from the strategic plan and allocate manpower and funding to implement priority strategies. Work will continue to collect, compile and assess data for species and habitats in greatest need of conservation including: saw-whet owls, loggerhead shrikes, wetland and night birds, amphibian call routes, cerulean warblers, barn owls, peregrine falcons, bald eagles, grassland birds, bats, mussels, plant community assessments, cow knob salamander, green salamander and midland salamanders, wood and spotted turtles, Allegheny woodrats, southern water shrews, three species of crayfish, cave invertebrates, and select butterfly, moth and dragonfly surveys.

Work continued to complete a grant under the federal Wildlife Conservation and Restoration Program. Finalized this year was a self-guided brochure of a trail on the Green Bottom Wildlife Management Area, as well as several interpretive signs and a kiosk. Several enhancements and a new interpretive trail, pond, and an upgrade to the snake exhibit at the State Wildlife Center at French Creek were completed.

One new OWLS (Outdoor Wildlife Learning Sites) school was added this year, bringing the total to 99 schools in 41 counties. New schools were visited by the Educational Grants Coordinator, as were many of the schools that received grants in the past. Application booklets were updated and distributed at the annual science teachers' conference as well as upon request. Schools were assisted in the writing of grants for FY 2005. Staff served as judges for school science fairs around the state.

Five research grants and one cooperative project grant were awarded this year for funding totaling \$39,203. Some of the studies/projects included: research on the Shenandoah Mountain salamander, the upland chorus frog, Eastern hognose snake, and Allegheny woodrat; classification of the plant communities of Short Mountain; and the design of and creation of a native tree and perennial plants trail and garden to educate students at Davis and Elkins College and the general public.

Work continued on a statewide reptile and amphibian atlas project, focusing on turtles and other species for which little data exists. Several new state records were found. The information gathered from this study will be used in the publication of the second edition of *The Amphibians and Reptiles in West Virginia*, authored by Dr. Thomas K. Pauley.

The fall/winter issue of the “West Virginia Wildlife Diversity News” was produced and mailed to about 7,500 individuals and institutions. A decision was made to combine this newsletter with the *West Virginia Wildlife* magazine, which has a circulation of about 30,000. It has been reduced to 4 pages and will appear in each issue. Staff worked on updating information for the WVDNR Web site. The 2004 WV Wildlife Calendar was published, bringing in about \$50,000 for the program. The 2005 calendar is in press. Numerous magazine articles, press releases and TV spots to inform the public about program activities and nongame wildlife in general were produced. Brochures were updated and printed, including “Get Started Bird Watching,” “Amphibian and Reptile Checklist of WV” and “Invasive Plant Species of WV.”

Assistance was provided in the development of the Section’s strategic plan, comprehensive state wildlife plan and writing the proposal for the State Wildlife Grant federal project.

The 21st annual Wildlife Diversity and Master Naturalist Elective Weekend was held at Blackwater Falls State Park June 4-6, with approximately 200 people attending. Several new interactive educational displays were developed for use at events, including fairs and festivals, Hooked on Fishing Not on Drugs Expos, Wildlife Diversity Day at the State Capitol, National Hunting and Fishing Days Celebration, Youth Environmental Day, Earth Day and educational events at schools. Presentations were made at these events and also to schools, Youth Conservation activities, Becoming an Outdoors Woman workshop, conservation and civic organizations and various summer camps.

Work continued to encourage increased funding at the federal level for State Wildlife Grants with the International Association of Fish & Wildlife Agencies and various state conservation groups.

There are now 128 individuals and businesses that have been certified for the Wild Yards program, which received signs and certificates for their efforts. Many presentations on the use of native plants in landscaping for wildlife and the Wild Yards program were made to groups. Staff worked with many landowners to provide or enhance habitat for wildlife.

Staff continued to facilitate the state’s Partners in Flight (PIF) working group. Two meetings were held, one in the fall and one in spring. Two issues of the PIF newsletter were produced and mailed to about 500 individuals. Several Breeding Bird Survey routes were run, as well as the establishment and monitoring of many point count routes throughout the state. Surveys were conducted for grassland birds, night birds and water birds, and nest boxes were placed in suitable habitat for saw-whet owls and monitored. Data are being collected for barn owl nests and some threatened nests are being relocated. A staff member continues to serve as secretary to the state’s Bird Records Committee. Information was compiled on the annual winter backyard bird survey.

Planning continued for the West Virginia Master Naturalist Program. Interested individuals will take a specified number of core courses and electives, followed by volunteer hours to be certified as a Master Naturalist. The first Master Naturalist Weekend was held at Hawks Nest State Park April 30, May 1 & 2. Twenty people attended the weekend. Staff also worked on the preparation of manual chapters on a variety of subjects. This program is designed to provide trained individuals for a statewide speaker’s bureau, watchable wildlife trail development and maintenance at state facilities, assistance with various field projects and interpretive programs at state parks.

***There are now 128 individuals and businesses that have been certified for the Wild Yards program, which received signs and certificates for their efforts.***

Assistance was provided to the Game Management, Warmwater Fish Management and Coldwater Fish Management units for such projects as grouse and bear telemetry, nuisance bear removal and relocation, prescribed burns, deer check stations, tag collections, locating goose nesting structures, water level management at waterfowl marshes and fish surveys. Calls were answered regarding injured and orphaned wildlife and nuisance wildlife. In addition, many requests for information concerning nongame wildlife and botanical resources were answered.

### **Endangered Species**

Although the peregrine falcon was removed from the federal list of endangered species in August 1999, this rare bird is still monitored closely by Wildlife Resources Section personnel. More than 20 people, including several volunteers, participated in a one-day cliffwatch in the early April 2004 to monitor cliffs that are potential nesting sites for these birds. In 2003, two pairs of falcons nested in Grant County; however, no potential nesting pairs were noted in 2004. Follow-up surveys failed to confirm any nesting falcons in 2004. Fourteen active bald eagle nests, the greatest number ever recorded in the state, were monitored during the 2004 nesting season. A nest on the National Conservation Training Center campus in Shepherdstown is the first documented nest in Jefferson County. All nests were located in the Potomac River drainage, and most nests were successful in fledging young in 2004.

***Fourteen active bald eagle nests, the greatest number ever recorded in the state, were monitored during the 2004 nesting season.***

West Virginia northern flying squirrel nest boxes were monitored by Wildlife Resources Section biologists at 16 sites to obtain data on the distribution and population trends of this rare mammal. An additional 60 nest boxes were monitored at Snowshoe Resort to obtain data for a Habitat Conservation Plan. Areas in Blackwater Canyon were trapped for northern flying squirrels by Dr. Ed Michael as part of the data acquisition process for a potential Habitat Conservation Plan for Allegheny Wood Products lands in the Canyon. Several new localities for this squirrel were found during survey efforts, including a new low elevation record for this animal (Otter Creek Cabin, Randolph County). Tissue samples for genetic analyses were collected from several of the animals handled this year. All capture data on this species, including captures by other state and federal agencies and other researchers, were entered into the Wildlife Resources Section's database and map files. A graduate student at West Virginia University concluded a radio telemetry/flying squirrel habitat study on the squirrel at Kumbrabow State Forest and adjacent Mead-Westvaco lands.

Surveys for hibernating endangered bats were conducted to examine population trends and to look for new hibernation sites. Winter surveys were conducted at 27 caves in five counties. A total of 17,878 bats of seven species was tallied. Surveys this year concentrated on minor hibernacula for the endangered Indiana bat (major hibernacula will be surveyed next year). Populations of Indiana bats in the caves surveyed showed a 5.6 percent increase over the results of the winter 2001/2002 surveys. In June 2003, female Virginia big-eared bats were censused at known maternity colonies. Night vision equipment was used to count these cave-dwelling bats as they left their roost to feed in the evening. A total of 6,238 bats was tallied at 10 maternity caves. This represents an increase of 4.9 percent over the number of bats counted at these caves in June 2003. Wildlife Resources Section biologists continued to work with private landowners and land management agencies to protect important bat caves.

Mist netting surveys were conducted to provide information on the distribution of bats, especially the Indiana bat, during the summer months. In July and August 2003, Wildlife Resources Section biologists conducted surveys on Burnsville WMA, Elk River WMA,



Hillcrest WMA, Sugar Grove Naval Base, and Tomlinson Run State Park. Preparations were made for 2004 surveys on Morris Creek and Lewis Wetzel WMAs, Seneca and Calvin Price State Forests, and Sugar Grove Naval Base. No Indiana bats were captured during the Wildlife Resources Section surveys; however, two Indiana bat maternity colonies in Randolph and Boone counties were located by private consultants working in West Virginia. Data from bat surveys conducted by Wildlife Resources Section personnel and others were entered into the Program's databases and are being converted to GIS layers.

Wildlife Resources Section and U.S. Fish and Wildlife Service personnel worked with Greer Limestone to establish a monitoring plan to ensure proposed quarry expansion in Germany Valley will not negatively impact important bat caves. Temperature and barometric pressure monitors will be placed in Schoolhouse and Hellhole caves.

Six new locations were found for the federally threatened flat-spined three-toothed land snail. The new sites are on land in Cheat Gorge purchased by The Conservation Fund and subsequently purchased by the Wildlife Resources Section. A final map of potential habitat for this snail (rock outcroppings) on Snake Hill WMA was prepared. The Wildlife Resources Section assisted the U.S. Fish and Wildlife Service in designing a process to develop a protocol for land snail surveys; however, funding for developing the protocol was not obtained. Preparations were made for setting up long-term mussel monitoring sites at two locations where the endangered clubshell occurs on the Elk River and Hackers Creek. These monitoring sites will be established in August 2004, conditions permitting. Program personnel continued to assist the U.S. Fish and Wildlife Service with zebra mussel monitoring in the Ohio River.

***Six new locations were found for the federally threatened flat-spined three-toothed land snail.***

Surveys to locate additional populations of the threatened Cheat Mountain salamander continued. Much of the work done this year was focused on providing data for the Snowshoe Resort and Blackwater Canyon habitat conservation plans. Additional data were gathered in a study to examine the effect of buffer zones around salamander populations. This information will help define the buffer zone needed to protect salamander populations.

Additional projects focused on acquiring data on rare species that are not on the federal threatened and endangered species list. A radio telemetry study of the small-footed bat provided data on roost sites and foraging habitats. Another study provided data on the distribution and nesting success of the loggerhead shrike. Long-term monitoring of Allegheny woodrat population allowed biologists to follow population trends for the species of concern.

Three projects initiated this year using Landowner Incentive Program monies will assist in protecting rare species. A rattlesnake den survey will gather data on den sites, including potential threats and landowner information. The Nature Conservancy was contracted to compile data, again including landowner information and potential threats, for biologically significant caves identified by Wildlife Resources Section personnel. The third project will gather data on tracts in the Cheat Gorge. All three of these projects will identify potential conservation projects for future job segments.

Numerous information requests from the public were answered and popular articles were written on the state's threatened and endangered animal species. Program personnel reviewed WVDNR projects to assure compliance with the federal Endangered Species Act and assisted the U.S. Fish and Wildlife Service with Section 7 consultations, including Corridor H. Private landowners were assisted with the management and conservation of rare species on their lands.

## Natural Heritage Program

- *Ecological communities* - Field work in late summer 2003 included resampling permanent vegetation plots at the Ice Mountain and Bear Rocks The Nature Conservancy preserves, and within and outside deer exclosures in Canaan Valley State Park and Canaan Valley National Wildlife Refuge. This completes the initial phase for these monitoring programs establishing baseline data. The plots will be resampled again in 3-5 years.

During the winter of 2003-2004 the ecologist completed a contract with Penn State University delineating and assessing roadless blocks in the New River Gorge National River. This information is being used by the National Park Service in their current General Management Plan.

In 2003, Wildlife Resources Section received an EPA grant to classify and assess the conservation status of high elevation wetland communities in the Allegheny Mountains of West Virginia. Work on this project to date has included hiring and training two temporary employees, modifying our Plots database to meet project needs and the standards of the National Vegetation Classification system, and sampling plots in Cranberry Glades and Cranesville Swamp. Work on the project will continue into 2006.

**One highlight was the discovery of a stand of table mountain pine aged at over 250 years.**

In addition to assisting the wetlands crew with field work, the ecologist has been advising and working with a graduate student developing a vegetation classification for Short Mountain WMA. This project will provide data on the oak and pine dominated forests and herbaceous wetlands in the study area. One highlight was the discovery of a stand of table mountain pine aged at over 250 years.

- *Data management, scientific collecting permits, and environmental review* - Permits issued: 280 (falconry, T&E surveys, grad student research, stream surveys, etc). Permits denied: 4.

Total data requests included 647 written requests requiring complex searches and in excess of 400 requests by e-mails or telephone requiring less rigorous searches. The breakdown of the complex search is:

Mining Lands inquiries: 105  
Abandoned Mine Land reviews: 14  
Department of Highways: 304  
Other: 224

About 150 new records were entered into the Biological and Conservation Database and approximately 100 updates were made. The state rarity ranks of the entire rare plant species list were reviewed and updated. A new listing of all rare species of plants and animals tracked by the Heritage Program was compiled and made available.

- *Research and Cooperative Grants* - Five research project proposals and one cooperative proposal were funded this year. Species to be studied and surveyed are the Allegheny woodrat, the Shenandoah Mountain salamander, the upland chorus frog, and the hognose snake. The community classification of Short Mountain Wildlife Management Area discussed earlier was administered under this subprogram.

- *Zoology* - A project funded by Landowner Incentive Program monies was initiated and surveys for several species were completed and/or will continue through the next fiscal year. Surveys were completed for the grizzled skipper, the smallmouth salamander

and the streamside salamander. Surveys for the spadefoot toad and the six-lined racerunner are in progress with surveys for many other species beginning in the fall and next year.

A contract was begun to assign coordinate data to all existing dragonfly information (~ 5,500 records). All existing butterfly data were entered into a database with locality and other information. More than 4000 records were created.

Surveys were conducted for green salamanders, wood turtles, and hellbenders in various areas. A symposium was attended on hellbender research to help prioritize research efforts and survey sites. Dragonfly surveys were continued this year in Harewood Marsh, Buffalo Lake, Dolly Sods wetlands and other areas.

Bat surveys were conducted on Sugar Grove Naval base as part of an ongoing contract. Inclement weather hindered fall surveys and one more is needed to satisfy contractual requirements for this year.

NAAMP frog call routes were completed again this year in Canaan Valley and Dolly Sods.

- *Botany* - A contract with the National Park Service (NPS) to survey the Gauley Gorge for rare plants was completed with a location and distribution map completed for one federally listed (threatened) species, a globally rare species and a state rare species. The NPS is using the information in their General Land Management Planning process.

A contract with the state Army National Guard to write an invasive species management plan for Camp Dawson was completed. A report including an assessment of the various invasive plant species, distribution maps of the most invasive plant species and control guidelines was forwarded to the Guard.

- *Fisheries* - The Regional Environmental Monitoring and Assessment Program (REMAP) grant received from US Environmental Protection Agency for \$380,000 to develop a fish Index of Biotic Integrity for WV's wadeable streams including surveys of fish, water quality and habitat was completed. The project final report was written in late 2003. The REMAP project was a cooperative effort as three US EPA offices (Duluth, Corvallis, and Cincinnati) and the State's Division of Environmental Protection all participated with the Wildlife Resources Section to complete this endeavor.

Work has been initiated on a steam classification project for the state. Areas of the state with little biological data are to be targeted for surveys in the upcoming year.

- *Fungi* - Approximately 1,325 collections of WV fungi were processed, entered into the database system at the Operations Center and accessioned into the Davis and Elkins College Herbarium. There were approximately 20 new state records. Collecting was done in 34 counties, including Gilmer, Kanawha, Monroe, Raleigh and Upshur, where little or no collecting has been done in the past. Approximately 1,000 species have now been recorded as occurring in West Virginia. *The Fungi of West Virginia and the Central Appalachians* by William Roody was published in the spring of 2003. Many public events and articles continue to be generated by this publication.

### **Acid Water Studies**

Data from this study are used to determine long-term trends of the impact of acid precipitation on about 50 selected streams. During this past year, water quality, fish and

***Work has been initiated on a steam classification project for the state. Areas of the state with little biological data are to be targeted for surveys in the upcoming year.***

macroinvertebrate data were collected during the fall and spring. Staff provided technical assistance on development of proposals, direction of research and participation on graduate student committees.

### **Mussels**

A workshop on the ecology and identification of freshwater mussels was conducted at the EPA Region III Biology Workshop held at Cacapon Resort State Park. Two biologists attended snail identification and conservation genetics workshops sponsored by the Freshwater Mollusk Conservation Society. A biologist attended the mussel subgroup meeting of the Ohio River Valley Ecosystem Team.

Numerous office reviews were conducted for bridge replacement and hydropower projects. Assessments of dredge material disposal sites on the Ohio and Kanawha Rivers for the COE were conducted in cooperation with the USFWS. In conjunction with the USFWS, annual zebra mussel monitoring was conducted on the Ohio River at Muskingum Island

A cooperative project was begun with the White Sulphur Springs National Fish Hatchery to survey for *Lasmigona subviridis* and to determine its preferred habitat. Reconnaissance of the river for suitable habitat was conducted on 45 miles of stream from Durbin to Buckeye, Pocahontas County. During the reconnaissance, sites determined to have suitable habitat were noted for further study. Several surveys have been conducted along with habitat assessment and mapping.

A quantitative survey was conducted on the Cacapon River in conjunction with plans for establishing a permanent monitoring site.

Staff provided continued assistance with the Ohio River mussel kill analysis and continued preparation of the "Mussels of WV" book and key.

**Staff provided continued assistance with the Ohio River mussel kill analysis and continued preparation of the "Mussels of WV" book and key.**

## **Technical Support Unit**

### **Aquatic Habitat Conservation**

Personnel from the Technical Support Unit were very active during the year coordinating and participating in efforts to assess and restore aquatic habitats in the state. Staff attended training courses in natural stream channel design, participated in the field reconnaissance of degraded streams, developed and submitted grant applications for inventory and research projects, and coordinated the implementation of such projects.

Coordination continued on an expanded state effort to restore streams damaged by acid precipitation and acid mine drainage. Jointly coordinated by personnel from the Technical Support Unit and the Water Resources Section of the WV Department of Environmental Protection (WVDEP), a settlement agreement was finalized with Dominion Energy that will annually fund limestone restoration of more than 100 miles of streams degraded by acid precipitation. Work began on the selection of streams and limestone application sites as well as procedures for monitoring the restoration of water quality and fisheries in streams that will receive limestone applications.

### **Planning**

The planner accelerated coordination of the revision of the Wildlife Resources Section Strategic Plan. This process is integrated with planning for expenditure of expanded

federal reimbursement for fish and wildlife management activities and requires substantial coordination with staff from the Wildlife Diversity Program. Overall financial planning for the Division was another area of significant emphasis during the year.

### **Coordination**

Field and/or office coordination continued on the following US Army Corps of Engineers (USCOE) projects: Winfield Locks and Dam Rehabilitation Mitigation Project, Marmet Locks and Dam Rehabilitation, Bluestone Dam Safety Assurance Project, Bluestone Dam Hydropower Development Study, Greenbrier River Flood Damage Control and London Locks and Dam Rehabilitation.

Continued action (e.g., impact analysis, development of mitigation, appeals, litigation, relicensing) was taken on each of the following proposed or licensed hydropower projects at reservoirs or locks and dams: Belleville, New Martinsville and Racine on the Ohio River; Summersville on the Gauley River; Dam Sites 4 and 5 on the Potomac River; Hawks Nest and Bluestone Dam on the New River; Lake Lynn on the Cheat River and Tygart Dam on the Tygart Reservoir/Tygart Valley River.

Office and field coordination continued on the Canaan Valley and Ohio River Islands National Wildlife Refuges and the Ohio and Kanawha rivers Mainstem Navigation Studies. Review and coordination was initiated on the land purchase plan and recreational fishing assessment plan on the Ohio River Island Refuge.

The Coordination Program continued participation in the NEPA/mitigation process for several major highway projects and numerous other small highway and bridge improvement projects.

One Natural Resource Conservation Service (NRCS) Impoundment Flood Control/Water Supply Project was coordinated on the Upper Tygart River Watershed Project. In addition, the Lower Mud River Flood Control Project was reviewed and coordinated. Wildlife Resources Section involvement with a cooperative Natural Stream Restoration project on Horseshoe Run in Tucker County and Knapps Creek in Pocahontas County continued. Significant time continues to be spent coordinating and reviewing the Conservation Reserve Enhancement Program with state and federal agencies. The program is being implemented and is paying landowners to protect riparian areas along streams and develop wildlife management plans on their property. This program is part of the Food Security Act/Farm Bill. Significant time was spent coordinating with the Soil Conservation Agency (SCA) on post-flood stream restoration efforts in the state.

Significant time continued to be spent implementing the Clean Water Act Regional Permit to assist landowners with small stream restoration and management. Approximately 1,200 requests for assistance have been received and reviewed since the project's inception.

Technical assistance relative to fish and wildlife was provided to the West Virginia Department of Environmental Protection's mitigation development program. Biologists continued to review surface mine permit applications and develop wildlife habitat plans. Wildlife habitat plans were developed for approximately 3,000 acres of land this year. In addition, assistance was provided the Wildlife Heritage Database with 125 mine preplan reviews. Significant time continues to be spent working with the Abandoned Mine Lands program reviewing sites for required environmental permits.

***Wildlife habitat plans were developed for approximately 3,000 acres of land this year.***

Approximately 377 Clean Water Act Section 404/10 permit actions were coordinated. They include highway reviews, wetland and stream permit reviews, and NRCS/SCA project reviews.

Coordination was initiated on the National Park Service's Upper new River Wild and Scenic River Study. The study area includes the Bluestone Wildlife Management Area.

### **Biometrics/GIS**

Routine installation, maintenance and support of computer hardware, software and peripherals for the Wildlife Resources Section funded by traditional sources and from grants and contracts [WV Division of Forestry (WVDOF), US Forest Service (USFS), US Fish and Wildlife Service (USFWS) and US Environmental Protection Agency (USEPA)] was provided.

Geographic Information System (GIS) staff provided training to the Wildlife Resources and Law Enforcement sections, WVDOF and federal agency users on GIS development and application, data acquisition and procedures and Global Positioning Systems (GPS). A GPS collection, processing and organizing procedure was developed to assist GPS tracking activities for Section projects incorporating well-documented and accurate locations of field surveys.

***GIS datasets were developed to access the impact of forest fires on the flora and fauna of forest communities, estimate future fire risks and establish potential impact on wildlife in the state.***

GIS staff led the GIS discussion and presented Burnsville Lake Wildlife Management Area GIS information at the joint USCOE/DNR meeting. GIS staff provided updated maps and information for USCOE to reprint brochures and hunting maps. Posters and law enforcement maps were prepared for National Hunting and Fishing Days at Stonewall Jackson Lake.

As part of the contract with the WVDOF, special request maps, mapping and analyses were prepared or conducted. In addition, GIS datasets were developed to access the impact of forest fires on the flora and fauna of forest communities, estimate future fire risks and establish potential impact on wildlife in the state.

The unit continued the development of spatial and aspatial data sets for selected wildlife management areas. GIS mapping was continued on a limited number of wildlife management areas. GIS/GPS consultation and database development services were provided to various federally assisted rare, threatened and endangered species studies; otter bridge surveys and chronic wasting disease studies. GPS training was provided to Game Management Unit staff and other biologists and common data libraries were maintained.

Field work for a three-year USEPA cooperative project to evaluate the intermediate and long-term ecological and hydrologic effects of West Virginia's Section 401 actions and mitigation conditions has been completed. Fish, benthos, substrates, stream morphology and hydrology information await analysis and final reporting.

GIS staff has developed preliminary datasets for a project to "Assess Riparian Conditions in the Gauley River National Recreation Area" and a project to evaluate flying squirrel habitat on Allegheny Power Lands near the Blackwater Falls State Park.

The Unit was granted a 12-month, no-cost extension for the GIS project to create a data development, deployment and repository network for wetland information in West Virginia. Through the project, a GIS application and a GIS file server have been purchased and installed. This extension has allowed the project to utilize major enhancements to ESRI ArcGIS 9.0 software and GIS analysis extensions.

GIS staff is using the standardized National Hydrologic Dataset (NHD) to reference all aquatic activities conducted by the Unit. Currently, Wildlife Resources Section's GIS has referenced all stocked trout streams, High Quality Streams, Tier 2.5 streams, acid streams, 305 (b) and 303 (d) streams, 3,879 legacy WV stream surveys, 267 Public Access Sites, and four mussel bed mapping surveys. This information is intended to be accessed through the Section's Web page and/or remote GIS by DNR personnel and other selected users. One of the main benefits of GIS is improved management of data and resources. A GIS can link datasets together, which helps programs share their data. By creating a shared database, one group can benefit from the work of another—data can be collected once and used many times.

In addition, GIS staff has amassed more than 200 GB of base information ranging from statewide aerial photography, satellite imagery, topographic maps, soil surveys, elevation models for visualization and watershed modeling, streams, wetlands, public fishing lakes, demographics, political boundaries, land use/land cover, and other miscellaneous datasets. With the extension to the GIS Development project mentioned above, GIS staff hopes to promote GIS awareness and access to all DNR personnel.

Staff continued assisting with new and ongoing section projects and activities. Miscellaneous activities included preparing computer graphics, consulting and computer maintenance and support for Section budget, personnel and inventory.

Annual routine projects supported included managing the Section's work report system, producing game harvest and trout stocking summaries, summarizing spring gobbler survey results, summarizing responses from the goose cooperator survey, summarizing bow hunter survey results, processing antlerless deer applications for eligibility cards, compiling trophy fish citations, summarizing statewide hunter prospects and mast surveys, summarizing accomplishments for game management and preparing federal aid vouchers and monthly summaries for all projects. Work time and cost reporting services were provided to the Law Enforcement Section.

Technical assistance was provided to the Trophy Buck Contest program.

Technical support personnel continued to maintain a Novell 5.0 network at the Elkins Operation Center (EOC) and provided EOC computer users with basic training in network functions, file and printer sharing.

A project to serve selected data over the Internet was continued. The project will provide selected users with access to various data on distributions of selected West Virginia species, work report system materials, publications and various project proposals, reports and data.

***A GIS can link datasets together, which helps programs share their data. By creating a shared database, one group can benefit from the work of another—data can be collected once and used many times.***